



On reflection,
no other
treatment
looks so
convenient

Many women with genital warts would welcome the convenience and dignity of treating themselves at home.

New Warticon Fem makes self-treatment practical by the simple inclusion of a mirror in every pack.

Proven to be effective¹ and well tolerated² when used in this way,

Warticon Fem is now a clear first choice treatment.

ABBREVIATED PRESCRIBING INFORMATION Warticon, Warticon Fem: Podophyllotoxin 0.5% w/v. **Presentation:** An acidic ethanolic solution of 0.5% w/v podophyllotoxin. **Uses:** For the topical treatment of condyloma acuminata affecting the penis or the female external genitalia. **Dosage and Administration:** The affected area should be thoroughly washed with soap and water, and dried prior to application. Using the applicator provided, the warts should be painted twice daily for 3 days. The treated area should be allowed to dry. If residual warts persist, this 3-day treatment may be repeated, at weekly intervals, if necessary, for a total of 4 weeks of treatment. The majority of patients will not require in excess of 30 loops for each application, however a maximum of 50 loops per application (equivalent to 250µl of Warticon Solution) may be applied. Where lesions are greater in area than 4cm², it is recommended that treatment takes place under the direct supervision of medical staff. **Contra-Indications, Warnings, etc:** Open wounds following surgical procedures should not be treated with podophyllotoxin. Hypersensitivity to podophyllotoxin is a contra-indication. Avoid contact with the eyes. In the event of the preparation entering the eye, the eye should be thoroughly bathed in water. **Side effects:** Local irritation may occur on the second or third day of application associated with the start of wart necrosis. In the majority of cases the reactions are mild. Tenderness, smarting, erythema, superficial epithelial ulceration and balanoposthitis have been reported. Local irritation decreases after treatment. **Use in Pregnancy:** Do not use during pregnancy or lactation. **Overdosage:** There have been no reported overdoses with Warticon Solution. No specific antidote is known. Following accidental spillage, wash the skin well with soap and water. In the event of accidental ingestion give emetic or stomach washout. Treatment should be symptomatic and in severe oral overdose ensure the airway is clear and give fluids, check and correct electrolyte balance, monitor blood gases and liver function. Blood count should be monitored for at least five days. **Pharmaceutical Precautions:** Product should be stored at room temperature. **Legal Category:** POM. **Package Quantities:** Each bottle contains 3ml of Warticon Solution. Plastic applicators are also enclosed in each pack. Each loop will carry a volume of approximately 5µl Warticon Solution. Warticon Fem also contains a mirror to facilitate accurate application. **Basic NHS Cost:** Warticon 3ml £16.00, Warticon Fem 3ml £16.00. **Product Licence Number:** PL3863/0007 **Date of Preparation:** June 1993.

NEW
Warticon
fem
Podophyllotoxin 0.5% w/v

Clearly simple enough for
self-application in female genital warts



Perstorp Pharma

Further information is available from: Perstorp Pharma Ltd, Intec 2, Wade Road, Basingstoke, Hants RG24 8NE. Tel: 0256 477868.


REFERENCES 1. Baker D. A. et al. *Obstet Gynecol* 1990; 76: 656-9. 2. Kinghorn G. R. et al. 1993; In press.

and Warticon are registered trademarks.

The Unacceptable Face of Science

Fraud exists, both in academic medical research and in drug trials in general practice. This important new book sets out the evidence, reviewing events since 1975 when the first notorious case of fraud became public knowledge.

The problem is viewed from many perspectives, with contributions from a general practitioner, head of an academic unit, contract research company director, statistician, editor and lawyer. Together, their information provides a compelling account of the extent to which fraud and misconduct have been and continue to be practised in medicine.



Fraud and Misconduct in Medical Research is a valuable practical text for all researchers – and ultimately anyone who practises medicine.

ISBN: 0 7279 0757 3

Publication date: January 1993

Price: UK £24.95;
Overseas £27.00
(including postage by air abroad)

BMA Members Price: UK £22.95;
Overseas £25.00
(including postage by air abroad)

Contents include:

- fraud in general practice
- statistical aspects of detection
- the British Pharmaceutical Industry's response
- legal aspects
- the French scene
- the Danish scene
- data audits in trials and their implications for misconduct
- fraud and the editor

Available from: British Medical Journal, PO Box 295, London WC1H 9JP, medical booksellers or the BMJ Bookshop in BMA House (*book tokens accepted, UK only*).

Please send me copy(ies) of

▼ Fraud and Misconduct in Medical Research

I enclose £ BMA Membership No

Please make cheques payable to **British Medical Journal**

Debit my credit card (*please tick box*).

VISA AMERICAN EXPRESS MASTERCARD

Card No

Card expiry date /

Signature

Name

Address

Postcode

Please send me a BMJ book catalogue.

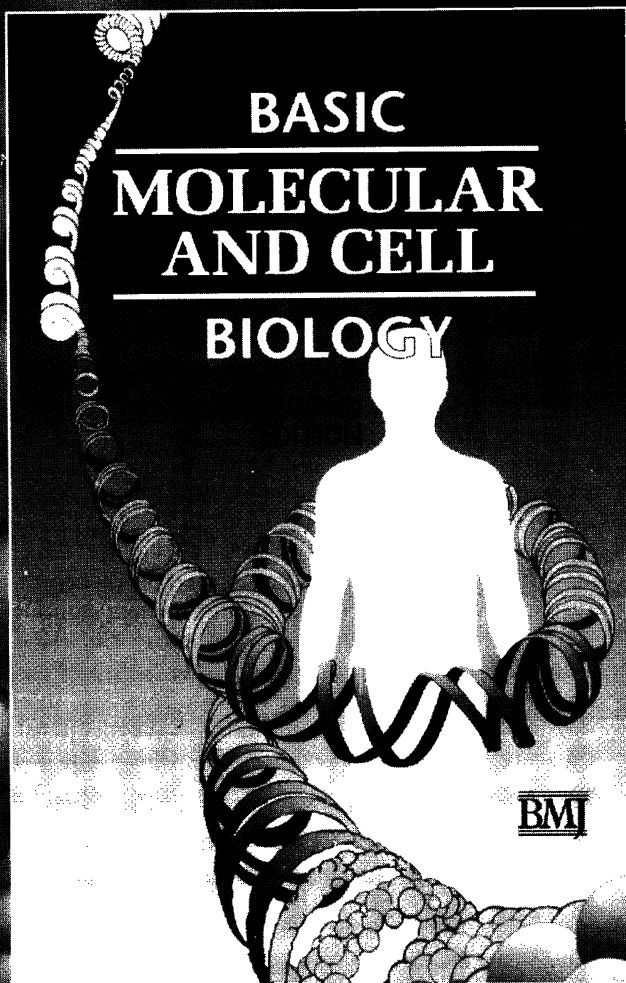
THE MEDICAL SOCIETY FOR THE STUDY OF VENEREAL DISEASES

UNDERGRADUATE PRIZE

REGULATIONS

1. A prize of £200 to be called the *MSSVD Undergraduate Prize* will be awarded annually by the MSSVD (provided an entry of a suitable standard is received).
2. Entries for the Prize will take the form of a report written in English.
3. The subject of the report should be related to sexually transmitted disease, genitourinary medicine, or HIV infection.
4. The report should concern original and unpublished observations made by the entrant. The report, that should not exceed 2,000 words, should include an introduction to the subject, methods used to make the observations, findings, and discussion. A summary of the report on a separate sheet should also be provided. Entries must be machine or type-written, and double-spaced on one side only of A4 paper. Three copies must be submitted.
5. The subject must be approved by a genitourinary physician to the entrant's medical school. The observation must be made before full registration. Past winners may not enter for the Prize again. Each entry should be accompanied by a declaration that these conditions have been fulfilled.
6. Entries should be submitted to the Honorary Secretary of the MSSVD by 30th June each year. They will then be considered by the President, the Honorary Secretary, and the Honorary Treasurer. When appropriate, other experts may be consulted. These assessors will make recommendations to Council, who will make the final decision concerning the Prize.
7. Entries must be submitted within 12 months of full registration or its equivalent.
8. Regulations are obtainable from the Honorary Secretary, MSSVD.
9. The assessors may ask the editor of an appropriate journal to consider an entry for publication. If so, it will be received for publication in the usual way.

BASIC MOLECULAR AND CELL BIOLOGY



The study of disease at the molecular and cellular level is revolutionising medicine. Already spectacular progress has been made in identifying the genes involved in some diseases and in understanding cancer pathogenesis, opening up exciting new possibilities for treatment. In *Basic Molecular and Cell Biology* leaders in the field explain the techniques of molecular and cell biology, which are being applied in specialties as far apart as cardiology and diabetes, and describe their implications for medicine. It will enable doctors, students, and researchers to gain a basic understanding of the subject and some insight into the way in which the medical sciences will be moving over the next few years.

This second edition has been extensively updated and expanded, with four new chapters added.

CONTENTS INCLUDE:

- **Molecular and cell biology in clinical medicine: introduction**
David Weatherall
- **The polymerase chain reaction: a tool for molecular medicine**
A F Markham
- **Gene regulation**
David S Latchman
- **Genes and cancer**
Richard G Vile, Myra O McClure, Jonathan N Weber
- **An introduction to cells**
Lewis Wolpert
- **The cell nucleus**
R A Laskey
- **Sorting signals and cellular membranes**
Graham Warren

BMJ
PUBLISHING GROUP

Second Edition 1993 UK £8.95; Overseas £11.00 (BMA Members £8.45; £10.50)

ORDER FORM

Available from: **British Medical Journal, P.O. Box 295, London WC1H 9TE, medical booksellers or the BMJ bookshop in BMA House**

Please send me _____ copy/ies of **Basic Molecular and Cell Biology** **Membership No.** _____


Name _____ Cheque enclosed (made payable to British Medical Journal) £ _____
(Print Clearly) Debit my AMERICAN EXPRESS/VISA/MASTERCARD

Address _____ **Card No.** _____ **Exp** _____

Signature _____

Postcode _____ Please send me a BMJ PUBLISHING GROUP CATALOGUE

What's wrong with medical education?



Many medical graduates are unprepared for the realities of being a doctor. After five years of absorbing factual information, their creative thinking and problem solving skills are poor. Something is wrong with the way students are being taught.

In *Medical Education* Stella Lowry has put together the current views from the

profession, the GMC's recent review, and a national consensus inquiry by the King's fund. She examines issues such as:

- Selecting and assessing students
- Changing curricula
- Improving the quality of teaching
- Reorganising the preregistration year

The arguments and proposals for improvement are explained clearly, enabling all those involved in teaching medicine - virtually all doctors - to contribute to the debates. The book also provides a valuable insight, for teachers and students alike, into the way forward for medical education.

ISBN 0 7279 0789 1 112 pages 1993 UK £6.95, Overseas £8.00 (BMA Members £6.45, £7.50)

BMJ
PUBLISHING GROUP

ORDER FORM

Available from: **British Medical Journal**, P.O. Box 295, London WC1H 9TE, medical booksellers or the **BMJ** bookshop in **BMA House**

Please send me _____ copy/ies of **MEDICAL EDUCATION**

Membership No. _____

Name _____
(Print Clearly)

Cheque enclosed (made payable to British Medical Journal) £ _____
Debit my **AMERICAN EXPRESS/VISA/MASTERCARD**

Address _____

Card No. _____ **Exp** _____

Signature _____

_____ **Postcode** _____

Please send me a **BMJ PUBLISHING GROUP CATALOGUE**.



Journal of Medical Screening

Editor: **Nicholas Wald**

Wolfson Institute of Preventive Medicine

Associate Editors include:

J Chamberlain (UK), N E Day (UK), J E Haddow (US), M Law (UK)

Journal of Medical Screening is a new quarterly journal to be launched in January 1994 by the BMJ Publishing Group to cover all aspects of medical screening and advance the science of the discipline. The journal aims to bring together specialist groups conducting screening research and establish a liaison with health authorities and policy developers. The philosophy of the journal is that screening should be about the prevention of disability and disease, not simply the early detection of disease as an end in itself.

SUBMISSION

Papers should be submitted to:
Professor Nicholas Wald
Wolfson Institute of Preventive Medicine
Medical College of St. Bartholomew's Hospital
Charterhouse Square, London EC1M 6BQ, United Kingdom
Tel: +44 71 982 6269 Fax: +44 71 982 6272

Instructions to Authors may be obtained by returning the form below

The Journal Aims to Cover:

Principles and theory of medical screening

Research into screening methodology

Development of new screening tests and their quantitative evaluation

All aspects of public health as they relate to screening, including epidemiology, randomised trials, quantitative observational studies, demonstration projects and economic evaluations

Ethical and psychological issues

Management issues

Policy and strategy



Order Form

JOURNAL OF MEDICAL SCREENING

PUBLICATION: Quarterly

ISSN: 0969-1413

Please tick

- Please send me more information
 Please send me *Instructions to Authors*
 Please send me a sample copy

Name (*Capitals*) _____

Specialty/Position _____

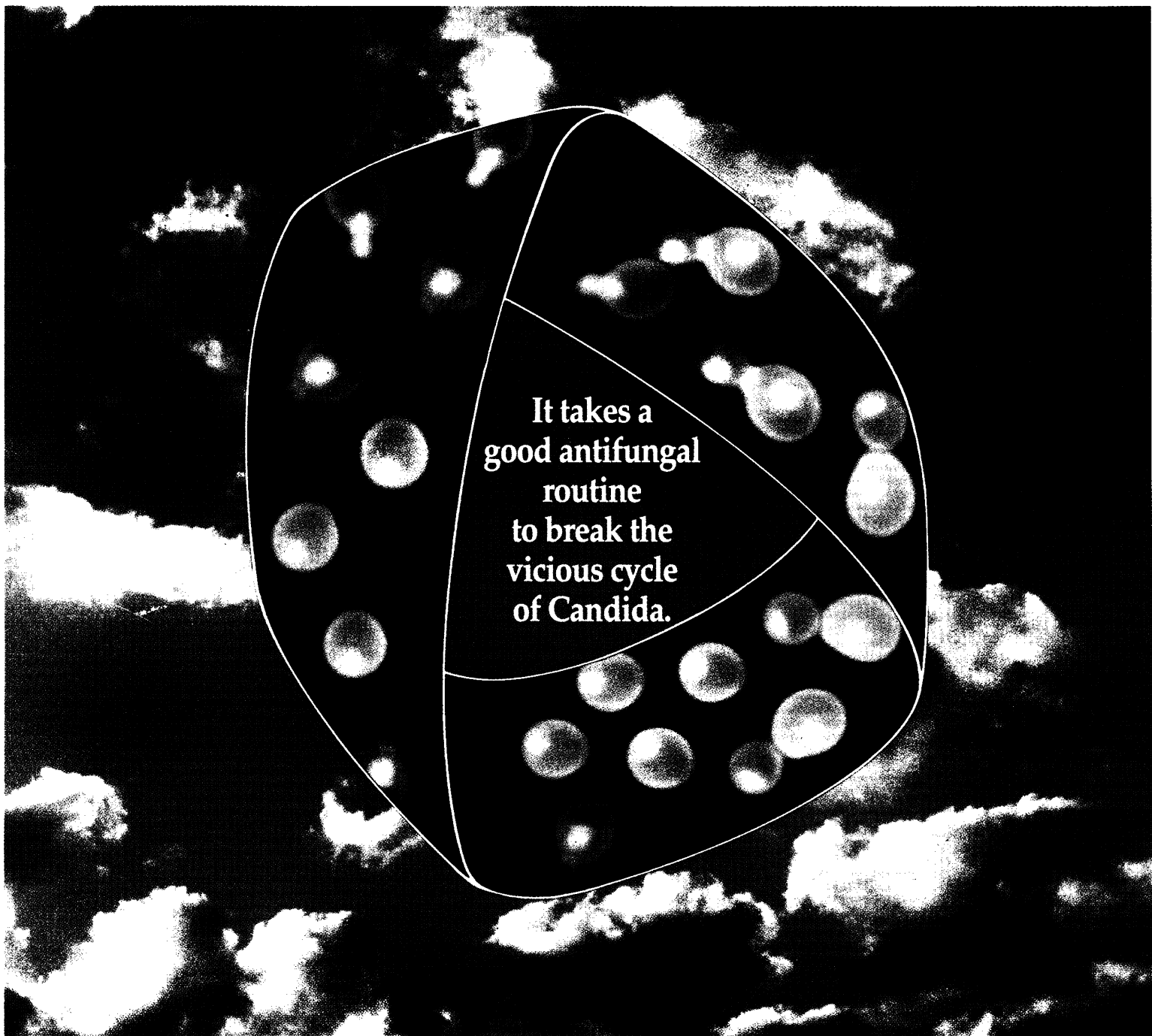
Address _____

_____ Date _____

Return forms to: Rachel Armitage, BMJ Publishing Group, BMA House, Tavistock Square, London, WC1H 9JR. Tel: 071-383 6674

Abbreviated prescribing information for DIFLUCAN* (fluconazole) Presentation: Capsules containing 50mg, 150mg or 200mg fluconazole; intravenous infusion containing fluconazole 2mg/ml in 0.9% sodium chloride solution; Powder for Oral Suspension available as two dosage strengths containing either fluconazole 50mg/5ml or 200mg/5ml on reconstitution with 24ml water.

Indications and dosage: Systemic candidiasis: 400mg on the first day followed by 200-400mg once daily. Cryptococcosis, including meningitis: 400mg on the first day followed by 200-400mg once daily. Maintenance therapy to prevent relapse of cryptococcal meningitis in patients with AIDS: 100-200mg daily. Oropharyngeal candidiasis: 50-100mg once daily for 7-14 days or longer in immunocompromised patients. Other mucosal candidal infections: 50-100mg once daily for 14-30 days. Prevention of fungal infections in neutropenic patients following cytotoxic chemotherapy or radiotherapy: 50-100mg once daily whilst patients are predisposed to such infections. Dermal fungal infections: 50mg once daily for up to 6 weeks (usually 2-4 weeks - see data sheet). Vaginal candidiasis: single 150mg dose. Use in the elderly - as above except for those renally impaired - see data sheet. Use in children - not recommended. **Administration:** DIFLUCAN may be administered either orally or by intravenous infusion at a rate of approximately 5-10ml/min. The dosages for the two routes are equivalent. **Contra-indications:** Hypersensitivity to fluconazole or related azoles, pregnancy and women of childbearing potential unless adequate contraception is employed. **Warnings:** Lactation: Not recommended. Renal impairment: dosage reduction may be necessary, see data sheet. **Drug interactions:** Anticoagulants, cyclosporin, oral sulphonylureas, phenytoin, rifampicin or theophylline. **Side-effects:** Nausea, abdominal discomfort, diarrhoea, flatulence and rarely anaphylaxis. **Legal Category:** POM. **Basic NHS Cost and Package Quantities:** DIFLUCAN capsules in calendar packs containing 7 x 50mg (£16.61, PL 57/0289), 7 x 200mg (£66.42, PL 57/0317) or 1 x 150mg (£7.12, PL 57/0290); Powder for Oral Suspension, 35ml bottle of 50mg/5ml (£16.61, PL 57/0343), 35ml bottle of 200mg/5ml (£66.42, PL 57/0344); Intravenous Infusion: 25ml (50mg) bottle (£7.32, PL 57/0315), 100ml (200mg) bottle (£29.28, PL 57/0315). Hospital prices are available on request. **References:** 1. Data on file, Pfizer Ltd. 2. Brammer, K.W. (1990), *Haematology and Blood Transfusion*, 33, 546-550. 3. Samonis, G. et al. (1990), *Reviews of Infectious Diseases*, 12(3), S369-S373. 4. Data on file, Pfizer Ltd. 5. Buxton, M.J. et al. (1991), *Journal of Infection*, 23, 17-31. *Trade Mark. Further information on request. Pfizer Limited, Sandwich, Kent.



It takes a
good antifungal
routine
to break the
vicious cycle
of Candida.

DIFLUCAN* is a highly effective antifungal agent with activity against a wide range of common invasive fungal infections.¹ It should be considered as a first-line treatment in suspected or proven candidal or cryptococcal infections. DIFLUCAN also provides effective prophylactic therapy in neutropenic patients and in patients with solid tumours.^{2,3}

DIFLUCAN has a good safety profile and is well tolerated in both its oral and intravenous forms.⁴ Since DIFLUCAN is generally better tolerated than I.V. amphotericin B, patients require less hospital care and can be treated on an outpatient basis thus facilitating a substantial reduction in costs.⁵

Diflucan* ORAL/I.V. Counters invasive fungal infections
fluconazole *Trade Mark