



# Active recall to increase HIV and STI testing: a systematic review

Monica Desai,<sup>1,2</sup> Sarah C Woodhall,<sup>1,2</sup> Anthony Nardone,<sup>1</sup> Fiona Burns,<sup>2,3</sup> Danielle Mercey,<sup>2,4</sup> Richard Gilson<sup>2,4</sup>

► Additional material is published online only. To view please visit the journal online (<http://dx.doi.org/10.1136/sextrans-2014-051930>).

<sup>1</sup>HIV & STI Department, Public Health England, London, UK

<sup>2</sup>Research Department of Infection and Population Health, University College London, London, UK

<sup>3</sup>Royal Free London NHS Foundation Trust, London, UK

<sup>4</sup>Mortimer Market Centre, Central and North West London NHS Foundation Trust, London, UK

## Correspondence to

Dr Monica Desai, HIV & STI Department, Public Health England, 61 Colindale Ave, London NW9 5EQ, UK; [monica.desai@phe.gov.uk](mailto:monica.desai@phe.gov.uk)

Received 26 October 2014

Revised 4 February 2015

Accepted 14 February 2015

Published Online First

10 March 2015

## ABSTRACT

**Background** Active recall can improve reattendance rates and could increase retesting rates and detection of HIV and sexually transmitted infections (STIs), but the best strategy remains uncertain.

**Methods** We conducted a systematic review and meta-analysis of active recall for HIV and/or STI testing. We searched six electronic databases using terms for HIV, STIs, tests and active recall (defined as a reminder to retest for HIV/STIs) for randomised, non-randomised and observational English-language studies published between 1983 and 2013. Outcomes included reattendance/retesting rate and STI diagnosis at follow-up.

**Results** Of 5634 papers identified, 17 met the inclusion criteria. Of the 14 comparative studies, all but one demonstrated higher reattendance/retesting rates in the intervention group, but the range was wide (17.5–89%). Meta-analysis of nine RCTs found reattendance/retesting rates were significantly higher in the intervention versus control groups (pooled OR 2.42 (95% CI 1.84 to 3.19)). In a subgroup analysis, home sampling increased retesting compared with clinic testing (pooled OR 2.20 (95% CI 1.65 to 2.94)). In observational studies SMS reminders increased retesting compared with standard clinic care (pooled OR 2.19 (95% CI 1.46 to 3.29)), but study estimates were highly heterogeneous ( $I^2=94\%$ ,  $p<0.001$ ).

**Conclusions** Active recall interventions are associated with higher reattendance/retesting rates for HIV/STI. Although home sampling and SMS reminders were associated with higher reattendance/retesting rates in most studies, evidence is limited by the heterogeneity of interventions and control groups and the quality of studies. Further work is needed to explore which active recall modality is clinically cost-effective and acceptable for HIV/STI screening.

## BACKGROUND

National guidelines in England recommend testing men who have sex with men (MSM) at high risk of sexually transmitted infections (STIs) every 3 months for HIV and STIs.<sup>1</sup> Modelling studies suggest that 3-monthly testing is cost saving and could reduce the number of new HIV infections.<sup>2,3</sup> Despite this, cross-sectional survey data suggests that less than a quarter of MSM in England and Scotland have four or more HIV tests per year.<sup>4</sup>

Reminders in healthcare improve attendance and reattendance rates.<sup>5,6</sup> Reminders for STI or HIV testing include text messages, emails, telephone calls or letters. Sending out a kit for home sample collection or testing is another option. National guidance recommends use of reminders for encouraging retesting of MSM, but only a quarter of sexual health clinics have a recall system in place.<sup>7</sup>

Healthcare providers need to know which is the most effective approach to increase reattendance/retesting rates before widespread implementation.

Several studies have examined the effectiveness of active recall for healthcare appointments in general.<sup>8</sup> A review of interventions to increase rates of rescreening for chlamydia found evidence for mailing rescreening kits, to increase retesting rates and for telephone reminders, but evidence for text messages has been conflicting.<sup>9,10</sup>

The reason for the conflicting evidence may be related to barriers to reminders that may reduce their acceptability and effectiveness in increasing reattendance or retesting and need to be explored. Concerns regarding privacy, confidentiality and data protection have led to some services providing opt-in schemes.<sup>11</sup>

Text message reminders have the potential to be a useful active recall intervention if efficacy can be demonstrated. It is an inexpensive, unobtrusive and simple way of reminding patients about healthcare appointments,<sup>12</sup> but it is a relatively new technology within the healthcare field. In high-income countries, 70–90% of people have a mobile phone subscription, similar among all socioeconomic groups.<sup>11</sup>

Mailing rescreening kits, or home sampling in which a patient takes his/her own sample, also has the potential to access individuals for whom accessing a service is a barrier. Home sampling can increase uptake,<sup>13</sup> but not necessarily frequency of testing<sup>13,14</sup> and surveys of attitudes to self-sampling have highlighted barriers to self-sampling including timeliness of results, accuracy and lack of immediate professional support.<sup>15,16</sup>

We conducted a systematic literature review to compare the impact of active recall interventions in increasing screening and rescreening rates as well as the detection of HIV and STIs in patients who are HIV-negative or of unknown status.

## METHODS

### Eligibility criteria

Active recall was defined as a reminder to return for or to have a repeat test or screen. This could take the form of a text message, email, telephone call, letter, or sending out a kit for home sample collection or testing. A verbal reminder at the initial visit did not count as active recall.

We used the PICO (population, intervention, comparison, outcome) framework<sup>17</sup> to guide our eligibility criteria. Studies of patients who were HIV-negative or of unknown status were eligible for inclusion. Studies from all countries were included and testing facilities included hospitals,



CrossMark

**To cite:** Desai M, Woodhall SC, Nardone A, et al. *Sex Transm Infect* 2015;**91**:314–323.

sexual health clinics, general practice, community venues and home sampling/testing.

The intervention was active recall (as defined above) and the comparator was no active recall, a reminder at the initial visit only or no comparator (in the case of non-comparative and cohort studies). The primary outcome of interest was the proportion of those recalled who reattended or retested at least once. The secondary outcomes were additional infections among those retested (number of infections/number reattended or retested) and infections detected among those recalled (number of infections/number recalled). This gives an idea of clinical and public health benefits, since clinical benefit may be high if the number of additional infections at retest is high, but public health benefit will depend on the number of additional infections identified through active recall, in relation to the cost of the programme.

All randomised and non-randomised interventional and non-interventional study designs were included. Qualitative studies were excluded from this review.

Exclusion criteria included studies without a recall intervention, pretest and post-test counselling without a recall intervention, recall for current episodes of care including tests of cure, postexposure and pre-exposure prophylaxis studies, review articles, conference abstracts and news reviews.

### Search strategy

We searched six databases: Medline, Pubmed, Embase, Cinahl Plus, Psycinfo and the Cochrane Database of Systematic Reviews limiting the search from 1983 up to the date of the final search on 6 December 2013, human studies and English language studies. Search keywords included HIV, terms for STIs, specific STIs including chlamydia and gonorrhoea, test, screen, terms for active recall, and the specific modes of active recall including text message and telephone. The full search strategy is provided in the online supplementary annex.

One reviewer (MD) searched the databases and performed a full title screen to remove obviously irrelevant articles. Shortlisted titles underwent full abstract review and full papers were shortlisted using the eligibility criteria above. Full paper review was conducted by one reviewer (MD) to generate a final list of papers included in the review. One reviewer (MD) manually searched the reference list of included papers to identify any articles missed by the search strategy. Two reviewers (MD and SW) extracted data from the selected papers.

### Quality assessment

The National Institute of Health and Care Excellence Public Health Methods Manual was used to assess the methodological quality of each study.<sup>18</sup> This is a modification of the graphical appraisal tool for epidemiological studies checklist for interventional and observational studies. This tool was chosen as it is intended for use in the development of public health guidance and allows for assessment of all study types. Where the reviewers (MD and SW) felt any items on the tool were ambiguous, these reviewers agreed and applied study-specific criteria.

### Statistical analysis

Outcome data for reattendance/retesting was pooled using a random effects model due to heterogeneity between studies and study samples using the Stata statistical package.<sup>19–20</sup> Pooled ORs are presented separately for randomised controlled trials (RCTs) and observational studies, since biases inherent to observational studies may affect the RCT results. Pooled OR for each active recall intervention is presented separately and as an

overall pooled estimate. Each of the studies followed up participants over different time periods; crude and pooled ORs are presented, but the heterogeneity of studies is also considered. We controlled for heterogeneity of study population as far as possible by presenting results for studies with two distinct comparison groups, such as a concurrent and historical control group or control groups from two independent populations separately.

Publication bias was assessed with a funnel plot and using the Harbord test of small study sizes.<sup>21</sup>

Factors associated with reattendance/retesting are presented descriptively, with population subgroup analyses where possible (eg, by gender, sexual orientation).

## RESULTS

### Search results

The electronic search identified 5634 unique citations. Title and abstract screening identified 45 citations as potentially eligible for the review and full text was retrieved for these studies. Twenty-eight studies were excluded for reasons outlined in the online supplementary annex. Seventeen studies met the eligibility criteria (online supplementary annex figure 1).

*Study design and intervention* (see tables 1 and 2): Six were RCTs (four home sampling, one phone call reminder and one SMS reminder). Two of the home sampling studies used a phone call reminder and one used an email reminder in addition to sending the kit. Eleven studies were observational with an intervention, including non-randomised before and after controlled studies (n=5), non-comparative studies (n=4) and cohort studies (n=2). Non-comparative studies included cross-sectional studies and service evaluations. Four used an SMS reminder, one used a postcard/letter, one used a phone call and five used a home sampling kit. One of the home sampling kit studies used a telephone reminder in addition to sending the kit.

*Comparator:* All comparator arms for the home sampling randomised control studies used either a phone call, email or postcard reminder in addition to the offer of a test at a clinic.

*Populations:* Three studies were conducted among MSM only, two included MSM among other male and female populations, five included women only and the remainder included men and women.

*Geography:* Two studies were conducted in the Netherlands,<sup>24–33</sup> four in the UK,<sup>29–31–34–36</sup> five in Australia<sup>9–10–27–28–35</sup> and the remainder in the USA.<sup>22–23–25–26–30–32</sup>

### Risk of bias

Online supplementary annex tables 1 and 2 show the methodological quality of included interventional studies. Of the six RCTs, one was assessed as having all of the criteria of internal validity fulfilled (++: high quality study)<sup>25</sup> and the remainder fulfilled some of the criteria (+: moderate quality study). The moderate quality RCTs were not adequately blinded, were underpowered or did not account for all sources of potential bias, for example, baseline characteristics, sexual risk. Only one RCT was assessed as having adequate (+) external validity.<sup>10</sup>

Of the controlled before and after studies, all were felt to have only adequate (+: moderate quality study) internal validity due to not being randomised (and hence unable to minimise allocation or selection bias); some did not adjust for potential confounders at analysis. All were assessed as having low external validity (–).

Of the included observational studies, one was felt to have high (++: high quality study) internal validity and the remainder adequate (+: moderate quality study) internal validity.

**Table 1** Study characteristics for randomised control trials

Study	Setting	Study population	Study characteristics		
	Clinic/community Country	Gender Sexual orientation Selection criteria for recall Recall test HIV status Number (N)	Intervention	Control	Recall interval*
Type of intervention: send home sampling kit					
Sparks et al <sup>22</sup>	Clinic USA	<ul style="list-style-type: none"><li>▶ M (66%) in clinic group, F (33%)</li><li>▶ M (72%) in mail/clinic group, F (18%)</li><li>▶ Heterosexual</li><li>▶ Chlamydia or gonorrhoea diagnosis</li><li>▶ Chlamydia/gonorrhoea test</li><li>▶ HIV status not specified</li><li>▶ Number=122</li></ul>	Choice of home sampling or clinic retest with telephone/mail reminder	Clinic retest only with telephone/mail reminder	10 weeks
Xu et al <sup>23</sup>	Clinic USA	<ul style="list-style-type: none"><li>▶ Female</li><li>▶ Sexual orientation not specified</li><li>▶ Chlamydia diagnosis</li><li>▶ Chlamydia test</li><li>▶ HIV-negative or unknown status</li><li>▶ Number=1215</li></ul>	Home sampling kit mailed or pick up from clinic+phone call reminder	Clinic appointment+phone call reminder	3 months
Gotz et al <sup>24</sup>	Clinic Netherlands	<ul style="list-style-type: none"><li>▶ M (30%), F (70%)</li><li>▶ Heterosexual</li><li>▶ Chlamydia diagnosis</li><li>▶ Chlamydia test</li><li>▶ HIV-negative</li><li>▶ Number=216</li></ul>	Email reminder+home sampling kit	Email reminder+clinic retest	4–5 months
Cook et al <sup>25</sup>	Clinic and community USA	<ul style="list-style-type: none"><li>▶ Female</li><li>▶ Sexual orientation not specified</li><li>▶ Chlamydia, gonorrhoea or trichomoniasis diagnosis</li><li>▶ Chlamydia/gonorrhoea test</li><li>▶ HIV status not specified</li><li>▶ Number=388</li></ul>	Home sampling kit mailed or pick up from clinic	Postcard reminder	6 months, 12 months, 18 months after recruitment
Type of intervention: Phone call/letter					
Malotte et al <sup>26</sup>	Clinic USA	<ul style="list-style-type: none"><li>▶ M (43.7%), F (56.3%)</li><li>▶ Sexual orientation not specified</li><li>▶ Chlamydia or gonorrhoea diagnosis</li><li>▶ STD screen</li><li>▶ HIV status not specified</li><li>▶ Number=499</li></ul>	Group 2: Appointment card+verbal advice+financial incentive Group 3: Motivational counselling at baseline+phone call reminder at 3 months or letter Group 5: Appointment card+verbal advice+phone call reminder at 3 months Group 6: Motivational counselling at baseline, no reminder	Standard care (verbal advice): Groups 1 and 4	3 months
Type of intervention: SMS					
Downing et al <sup>10</sup>	Clinic Australia	<ul style="list-style-type: none"><li>▶ M (48.9%), F(51.1%)</li><li>▶ Sexual orientation not reported</li><li>▶ Chlamydia diagnosis</li><li>▶ Chlamydia test</li><li>▶ HIV-negative or unknown</li><li>▶ Number=94</li></ul>	Standard advice+SMS reminder±financial incentive	Standard care (verbal advice)	10–12 weeks

\*Recall interval is the time between baseline visit and reminder being sent/received. It does not include the window period in which reattendance was counted.  
STD, sexually transmitted disease.

**Table 2** Study characteristics for observational studies

Study	Setting	Study population	Study characteristics			
	Clinic/community Country	Gender Sexual orientation Selection criteria for recall Recall test HIV status Number (N)	Study design	Intervention	Control	Recall interval
<i>Type of intervention: SMS</i>						
Bourne <i>et al</i> <sup>27</sup>	Clinic Australia	<ul style="list-style-type: none"> <li>Male</li> <li>MSM</li> <li>High-risk sexual behaviour</li> <li>HIV/STI screen</li> <li>HIV-negative</li> <li>Number=3551</li> </ul>	Non-randomised before–after study	SMS	1. Concurrent control 2. Historic control	4 months
Zou <i>et al</i> <sup>28</sup>	Clinic Australia	<ul style="list-style-type: none"> <li>Male</li> <li>MSM</li> <li>All MSM</li> <li>Syphilis test</li> <li>HIV status not specified</li> <li>Number=4179</li> </ul>	Non-randomised before–after study	SMS or email	1. Concurrent control 2. Historic control	3 months /6 months /12 months
Burton <i>et al</i> <sup>29</sup>	Clinic UK	<ul style="list-style-type: none"> <li>M (243/539: 45%), F (296/539: 55%)</li> <li>Heterosexual, MSM</li> <li>Patients at higher risk of STIs and in HIV window period</li> <li>HIV/STI screen</li> <li>HIV status not specified</li> <li>Number=539</li> </ul>	Non-randomised before–after study	SMS	Historic control	4 months
Guy <i>et al</i> <sup>9</sup>	Clinic Australia	<ul style="list-style-type: none"> <li>M (192/343: 56%), F (151/343: 44.0%)</li> <li>Heterosexual</li> <li>Chlamydial infection</li> <li>Chlamydia test</li> <li>HIV status not specified</li> <li>Number=681</li> </ul>	Non-randomised before–after study	SMS	1. Concurrent control 2. Historic control	3 months
<i>Type of intervention: Postcard/letter</i>						
Paneth-Pollak <i>et al</i> <sup>30</sup>	Clinic USA	<ul style="list-style-type: none"> <li>M (4168/6220: 67%), F (2079/6220: 33%)</li> <li>All sexual orientation</li> <li>Chlamydia or gonorrhoea diagnosis</li> <li>Chlamydia/gonorrhea test</li> <li>HIV status not specified</li> <li>Number=6220</li> </ul>	Non-randomised before–after study	Postcard	1. Standard care in non-intervention clinics 2. Historic control	3 months
<i>Type of intervention: Phone</i>						
Harte <i>et al</i> <sup>31</sup>	Clinic UK	<ul style="list-style-type: none"> <li>Male</li> <li>MSM</li> <li>Diagnosis with acute bacterial STI (chlamydia, gonorrhoea, syphilis, LGV)</li> <li>HIV/STI screen</li> <li>HIV-positive and HIV-negative</li> <li>Number=301</li> </ul>	Non-comparative study	Phone	N/A	3 months

Continued

Table 2 Continued

Study	Setting	Study population	Study characteristics			
	Clinic/community Country	Gender Sexual orientation Selection criteria for recall Recall test HIV status Number (N)	Study design	Intervention	Control	Recall interval
<i>Type of intervention: send home sampling kit</i>						
Bloomfield <i>et al</i> <sup>32</sup>	Clinic USA	<ul style="list-style-type: none"> <li>► M (186/312: 59%), F (127/312: 41%)</li> <li>► MSM (57/312: 18%)</li> <li>► Chlamydia diagnosis</li> <li>► Chlamydia test</li> <li>► HIV status not specified</li> <li>► Number=399</li> </ul>	Non-comparative study	Mailed home sampling kit	N/A	1–6 months
Gotz <i>et al</i> <sup>33</sup>	Community Netherlands	<ul style="list-style-type: none"> <li>► M (1177/4191: 28%); F (3014/4191: 72%)</li> <li>► Sexual orientation not specified</li> <li>► Chlamydia diagnosis</li> <li>► Chlamydia test</li> <li>► HIV status not specified</li> <li>► Number=4191</li> </ul>	Cohort	Home sampling kit mailed	n/a	6 months
LaMontagne <i>et al</i> <sup>34</sup>	Clinic UK	<ul style="list-style-type: none"> <li>► Female</li> <li>► Chlamydia diagnosis</li> <li>► Chlamydia test</li> <li>► HIV status not specified</li> <li>► Number=592</li> </ul>	Non-comparative study	Home sampling kit mailed	N/A	3 months
Walker <i>et al</i> <sup>35</sup>	Community Australia	<ul style="list-style-type: none"> <li>► Female</li> <li>► Chlamydia diagnosis</li> <li>► Chlamydia test</li> <li>► HIV status not specified</li> <li>► Number=1116</li> </ul>	Prospective cohort	Home sampling kit mailed	N/A	3 months if STI 6 months and 12 months for everyone
Cameron <i>et al</i> <sup>36</sup>	Community UK	<ul style="list-style-type: none"> <li>► Female</li> <li>► Chlamydia diagnosis</li> <li>► Chlamydia test</li> <li>► HIV status not specified</li> <li>► Number=330</li> </ul>	Non-comparative study	Home sampling kit mailed and telephone reminder	N/A	3 months

MSM, men who have sex with men; STD, sexually transmitted disease; STI, sexually transmitted infection.

Reasons included potential selection bias due to ghost addresses and systematic differences in baseline characteristics between included and excluded groups. All were assessed as having low external validity (–), mainly because the source population was not clearly identified and hence findings could not be generalised.

### Reattendance rates

#### Overall

Overall, use of active recall increased reattendance/retesting and all but one study of active recall with high or moderate internal validity (high/moderate quality study) demonstrated high reattendance/retesting rates in the intervention group; however range of reattendance was wide between 17%<sup>32</sup> and 89%.<sup>28</sup> Among all active recall interventions, the OR for reattendance in the intervention group compared with the control group ranged from 0.93 (95% CI 0.65 to 1.33) to 14.0 (95% CI 1.63 to 120.1).

The pooled OR for reattendance/retesting in the six RCTs was 2.42 (95% CI 1.84 to 3.19) and had low heterogeneity ( $I^2=38\%$ ,  $p=0.12$ ) among 2400 participants (table 3, figure 1).

The pooled OR for reattendance/retesting in the observational studies was 2.13 (95% CI 1.54 to 2.93) but had high heterogeneity ( $I^2=93\%$ ,  $p<0.001$ ) among 18 289 participants (table 4, figure 2).

#### SMS

Five studies used SMS as the active recall intervention.<sup>9 10 27–29</sup> Among SMS reminder intervention groups, the OR of reattendance/retesting compared with clinic control groups ranged

between 0.93 (95% CI 0.65 to 1.33)<sup>29</sup> and 5.87 (95% CI 1.16 to 29.83).<sup>10</sup> The pooled OR among the observational studies was 2.19 (95% CI 1.47 to 3.23) but had high heterogeneity ( $I^2=93\%$ ,  $p<0.001$ ). A pooled OR for reattendance among the SMS group was derived from two RCT substudies of different interventions (SMS only and SMS+financial incentive) reported in one paper and was 5.66 (95% CI 1.78 to 17.99) among 126 participants and had low heterogeneity ( $I^2=0.0\%$ ,  $p=0.95$ ).<sup>10</sup> However, although this study was of high methodological quality, populations were recruited from the same clinic population and sample sizes were very small.<sup>10</sup>

#### Phone call reminders

One study used phone calls as an active recall intervention.<sup>26</sup> Two groups received a phone call reminder in addition to verbal advice and counselling. Both groups saw higher reattendance compared with controls who received verbal advice only. The OR for the phone call reminder+verbal advice+counselling group was 2.50 (95% CI 1.3 to 4.8) and the OR for the phone call reminder+verbal advice group was 14.0 (95% CI 1.63 to 120.09) (table 2, figure 2). However this study had poor internal and external validity, was not powered to show an effect, the control arm included an intervention that was not standard care, and there was little information about the representativeness of the study population in relation to the source.

#### Home sampling kit

Four RCTs<sup>22–25</sup> and five observational studies<sup>32–36</sup> assessed the impact of sending home sampling kits on retesting rates. The four RCTs sent out a home sampling kit combined with a phone

**Table 3** Summary table of reattendance/retest outcomes for randomised control trials

Study	Outcomes		
	Reattendance (number reattending/number reminded to retest)		
	Reattendance in intervention group n/N (%)	Reattendance in control group n/N (%)	Crude OR (95% CI), statistical finding* (ITT analysis, unless otherwise stated)
<i>Type of intervention: send home sampling kit</i>			
Gotz <i>et al</i> <sup>24</sup>	50/109 (46%)	25/107 (23%)	OR 2.8 (95% CI 1.5 to 5.0)
Sparks <i>et al</i> <sup>22†</sup>	27/60 (45%)	20/62 (32%)	OR 1.7 (95% CI 0.8 to 3.8)
Xu <i>et al</i> <sup>23</sup>	STI clinic recruits: 109/408 (26.7%)	STI clinic recruits: 77/403 (19.1%)	STI clinic group: calc OR=1.5 (calc 95% CI 1.1 to 2.2)
	Family planning recruits: 80/196 (40.8%)	FP recruits: 43/208 (20.7%)	FP group: calc OR=2.6 (calc 95% CI 1.7 to 4.2)
Cook <i>et al</i> <sup>25</sup>	/197* (82%)	/191 (61.3%)	N/A
<i>Type of intervention: Phone call/letter</i>			
Malotte <i>et al</i> <sup>26</sup> USA‡	Group 2 Financial incentive: /141 (13.2%)	Group 1: /141 (11.4%)	Compared with group 1:
	Group 3 MI+reminder: /136 (23.9%)	Group 4: /29 (3.4%)	group 2: OR 1.2 (95% CI 0.6 to 2.4)
	Group 5 Reminder only: /27 (33%)		group 3: OR 2.5 (95% CI 1.3 to 4.8)
	Group 6 MI only: /25 (12%)		
Crude OR not reported for group 5 versus 4 or group 6 versus 4. After controlling for gender and STD test in the last year:			
Compared with group 4:			
group 5: OR 12.3 (95% CI 1.4 to 112.0)			
group 6: OR 2.5 (95% CI 0.2 to 28.0)			
<i>Type of intervention: SMS</i>			
Downing <i>et al</i> <sup>10</sup>	SMS reminder only: 9/32 (28.1%)	2/32 (6.3%)	SMS reminder only: calc OR=5.9 (calc 95% CI 1.0 to 59.4)
	SMS+financial incentive: 8/30 (26.7%)		SMS+financial incentive: calc OR=5.4 (calc 95% CI 0.9 to 56.1)

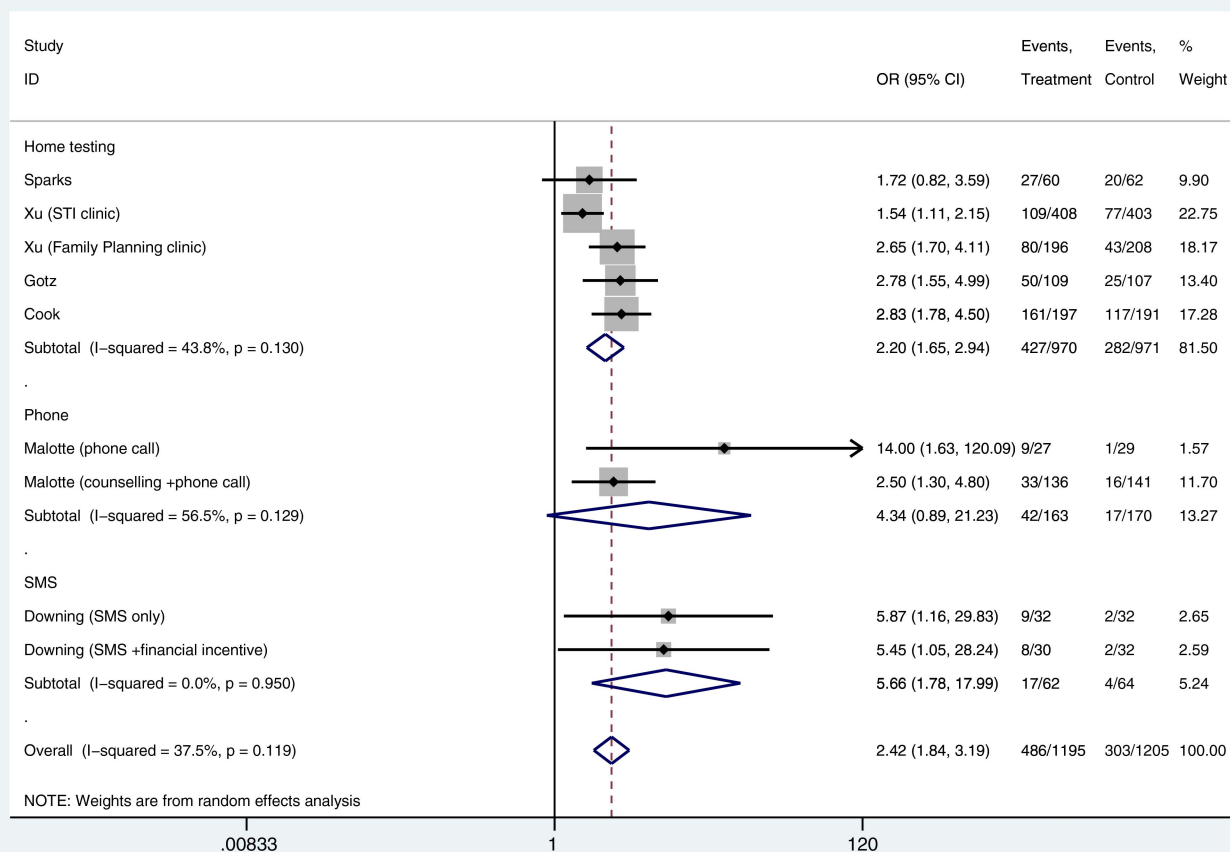
\*OR and 95% CI is calculated where not provided in the paper and is specified as 'calc OR' or 'calc 95% CI'.

†In Sparks *et al*, retest within the 28 day window period after recall is presented as this is more likely to be associated with the recall than retests in the 100 day window period.

‡Where no numerator is given in the paper, the denominator is presented for completeness.

FP, family planning; ITT, intention to treat; LGV: Lymphogranuloma Venereum; MI: motivational interview; STI, sexually transmitted infection.





**Figure 1** Forest plot of odds ratio of reattendance in randomised controlled trials of active recall for STI/HIV screening.

call/email reminder and had a comparison group, which included clinic appointment+phone call/email/postcard reminder. The observational studies did not have comparator arms.

Among the four RCTs, retest rates in the home sampling groups ranged from 1.54 (95% CI 1.11 to 2.15)<sup>23</sup> to 2.83 (95% CI 1.78 to 4.50).<sup>25</sup> The pooled OR was 2.20 (95% CI 1.65 to 2.94) across 1942 participants and had low heterogeneity ( $I^2=44\%$ ,  $p=0.13$ ).

#### Clinical outcome

Four RCTs reported chlamydia infection rates<sup>10 23 24 37</sup> at retest as the clinical outcome, one reported chlamydia and gonorrhoea infection at retest<sup>22</sup> and one looked at STIs in general<sup>25</sup> (online supplementary annex table 3). Three observational studies reported acute bacterial STIs (chlamydia, gonorrhoea, syphilis and Lymphogranuloma Venereum (LGV)) and HIV (SMS reminders as the active recall),<sup>28 29 31</sup> five reported chlamydia reinfection (all home sampling studies),<sup>32–36</sup> one reported chlamydia and gonorrhoea reinfection (postcard/letter as the active recall)<sup>30</sup> and two did not report a clinical outcome<sup>9 27</sup> (online supplementary annex table 4).

Two RCTs reported clinical outcomes that allowed OR of infections in the intervention group compared with the control group to be calculated.<sup>23 24</sup> Both compared home sampling kit intervention with email/phone reminder to clinic care. The OR of testing positive at the retest visit in intervention versus control groups ranged between 0.7 (95% CI 0.3 to 1.5) and 0.9 (95% CI 0.3 to 2.6) among those retested, and between 0.9 (95% CI 0.4 to 1.8) and 1.6 (95% CI 0.4 to 6.5) among those recalled.

#### Factors associated with reattendance/retest

In this review, in studies that included men and women, women were more likely to retest than men.<sup>24 30</sup> Those men and women who were younger, had more sexual partners or had a lower education level were less likely to retest.<sup>24 33</sup> Among studies that only included MSM, reattenders were more likely to have higher number of partners but also have higher condom use.<sup>28</sup>

#### Assessment of publication bias

A funnel plot of RCTs shows symmetry for the home sampling studies which all appear to be larger studies (online supplementary figure 2 annex). The Harbord test for small study size effect suggests that there is no small study size effect ( $p=0.520$ ). The SMS interventions and phone call studies are too few to comment upon.

A funnel plot of observational studies suggests some asymmetry with lack of small studies showing a large effect size for SMS interventions (online supplementary figure 3 annex). The Harbord test for small study size suggests no small study size effect ( $p=0.063$ ). There are too few postcard studies and no home sampling studies to comment on these intervention types.

#### DISCUSSION

The studies in this review provide evidence for the use of active recall in increasing or achieving high reattendance/retesting rates for testing for HIV/STIs. Although the review suggests that home sampling and SMS are associated with higher rates of reattendance/retesting, evidence is limited by heterogeneity of interventions and control groups and the quality of studies.

**Table 4** Summary table of reattendance/retest outcomes for observational studies

Study	Outcomes		
	Reattendance (number reattending/number reminded to retest)		
	Reattendance in intervention group n/N (%)	Reattendance in control group n/N (%)	Crude OR (95% CI), statistical finding*
<i>Type of intervention: SMS</i>			
Bourne <i>et al</i> <sup>27</sup>	460/714 (64%)†	1. Concurrent control: 322/1084 (29.7%) 2. Preintervention group: 543/1753 (31%)	1. Concurrent control: 4.5 (calc 95% CI 3.5 to 5.5) 2. Historical control: 3.1 (calc 95% CI 2.5 to 3.8)
Zou <i>et al</i> <sup>28</sup>	885/997 (89%)	1. Concurrent control: 978/1382 (70.8%) 2. Historic control: 1454/1800 (80.8%)	1. Concurrent control: calc OR=3.3 (calc 95% CI 2.6 to 4.1) 2. Historic control: calc OR=1.9 (calc 95% CI 1.5 to 2.4) Calculated OR=0.93 (calc 95% CI 0.65 to 1.33)
Burton <i>et al</i> <sup>29</sup>	90/273 (33%)	92/266 (35%)	
Guy <i>et al</i> <sup>9</sup>	42/141 (30%)	1. Concurrent control: 50/202 (25%) 2. Historic control: 71/338 (21%)	1. Concurrent control: 1.26 (95% CI 0.78 to 2.06) 2. Historical control: 1.57 (95% CI 1.01 to 2.46)
<i>Type of intervention: Postcard/letter</i>			
Paneth-Pollak <i>et al</i> <sup>30</sup>	179/1267 (14.1%)	1. Non-intervention group: 288/3861 (7.5%) 2. Preintervention: 94/1092 (8.6%)	1. Non-intervention: calc OR=2.0 (calc 95% CI 1.7 to 2.5) 2. Preintervention: calc OR=1.7 (calc 95% CI 1.3 to 2.3)
<i>Type of intervention: Phone</i>			
Harte <i>et al</i> <sup>31</sup>	206/301 (68%)	N/A	N/A
<i>Type of intervention: send home sampling kit</i>			
Bloomfield <i>et al</i> <sup>32</sup>	70/399 (17.5%)‡	N/A	N/A
Gotz <i>et al</i> <sup>33</sup>	2777/4191 (66.3%)	N/A	N/A
LaMontagne <i>et al</i> <sup>34</sup>	417/592 (70.4%)	N/A	N/A
Walker <i>et al</i> <sup>35</sup>	3 months: 40/55 (73%) 6 months: 889/1116 (80%) 12 months: 887/1116 (79%)	N/A	N/A
Cameron <i>et al</i> <sup>36</sup>	215/330 (65%)	N/A	N/A

\*OR and 95% CI is calculated where not provided in the paper and is specified as 'calc OR' or 'calc 95% CI'.

†Data obtained from author.

‡399 is used as the denominator in the paper by Bloomfield *et al* as this is the number that was invited. Ghost addresses and refusals were then taken out. This allows for consistency with the other included studies.

There were too few studies to assess the impact of other interventions. The results do not provide clear evidence to support any one active recall intervention over another.

It was not possible to determine the impact of active recall on detection of STI reinfection as only two RCTs compared infection rates between the intervention and control groups. Although both studies suggest no difference in infection rates between the control and intervention groups, they have a wide non-significant CI.

Our findings are in agreement with other systematic reviews of active recall to improve reattendance rates for healthcare appointments, vaccinations, other diseases such as tuberculosis and health promotion,<sup>5 6 8 38</sup> which have demonstrated net benefit. Several reasons have been given for missed appointments, including forgetting, and the use of a reminder can help facilitate reattendance.<sup>39 40</sup>

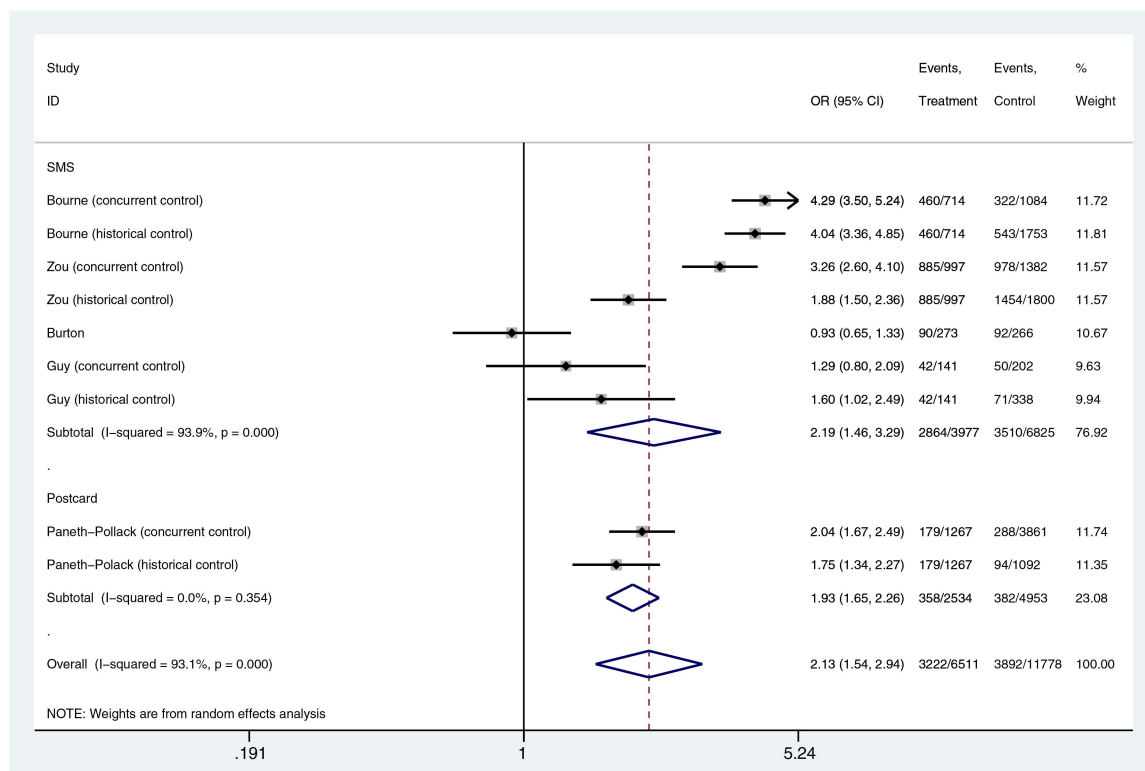
A review by Car *et al* found that SMS reminders increased the rate of attendance at healthcare appointments compared with no reminders (risk ratio 1.10 (95% CI 1.03 to 1.17). Cost per attendance for SMS reminders was lower than phone reminders.<sup>8</sup> SMS has been successfully used in health promotion, and a recent meta-analysis suggested a net benefit of SMS on health outcomes.<sup>38</sup>

Reattendance among MSM in this review was associated with higher number of partners and higher condom use, which may reflect higher self-perceived risk and greater awareness of sexual

health.<sup>28</sup> This demonstrates features of regular and repeat testers. Regular testers test on a regular basis, for example, once a month, sometimes as part of a routine health check, and this may not be indicative of sexual risk.<sup>41–43</sup> They are less likely to have been diagnosed with an STI, perceive lower sexual risk and report protected insertive anal sex.<sup>44</sup> Repeat testers undergo additional HIV tests after receiving an initial negative result. Repeat testing among MSM has been associated with a history of STIs, higher number of sexual partners, having oral or unprotected insertive anal sex, and knowing someone with HIV infection.<sup>42 44</sup> In this review, non-reattenders in response to recall were more likely to be HIV-positive,<sup>31</sup> in keeping with studies that have compared sexual risk among those that test for HIV compared with those that do not.<sup>31 45 46</sup>

The theory of planned behaviour<sup>47</sup> suggests that social norms, behavioural attitudes and perceived behavioural control influence an individual's behavioural intention to test. In the case of HIV/STI screening, active recall may influence behavioural attitudes and perceived behavioural control to empower an individual to take control of their sexual health and change their testing behaviour, changing their probability of reattendance. Few studies explore the drivers and barriers to active recall for HIV/STI recall, and those that do highlight concerns regarding the confidentiality and sensitivity of active recall reminders and the importance of framing the message correctly. Qualitative studies highlight the importance of using messages





**Figure 2** Forest plot of odds ratio of reattendance in observational studies of active recall for STI/HIV screening.

to increase risk perception and motivational messages to reduce fear of getting tested.<sup>48</sup>

If active recall for HIV/STI testing is an effective method to increase reattendance rates, as is suggested by this review, the most cost-effective strategy needs to be determined. One study assessed cost-effectiveness of phone call reminders and found brief verbal advice combined with a phone reminder yielded the highest return rate and the lowest cost per infection treated compared with brief verbal advice alone or a financial incentive.<sup>49</sup> Other studies suggest that the use of SMS reminders is a cheap and effective way of increasing reattendance rates for HIV/STI testing, but no cost-effectiveness studies were performed.

### Limitations

The inclusion criteria were kept broad to include as many relevant studies as possible. However this resulted in variation in the OR for reattendance attributable to heterogeneity for some intervention types. This may be due to differences in study populations and different follow-up times.

Second, the low methodological quality of the majority of the included studies means that it is difficult to draw conclusions about any of the individual active recall intervention types. Participants in studies of active recall reminders are not blinded to the intervention they receive; this results in these studies receiving a low score for internal validity due to the potential for selection and participation bias. Several studies included multiple interventions or did not have a standard care comparison, making it difficult to unpick individual intervention effects.

None of the studies scored highly for external validity because it was not possible to assess representativeness of the source population to the general population.

### CONCLUSIONS

This systematic review suggests that active recall interventions are associated with an increase in retesting rates for HIV/STIs. However, the evidence is limited by heterogeneity of interventions and control groups and therefore cannot determine which method of active recall is most effective.

An adequately powered RCT comparing the different methods of active recall is needed to assess the efficacy of the different active recall interventions, their cost-effectiveness and acceptability as well as drivers and barriers to returning for a HIV/STI screen when actively recalled.

### Key messages

- ▶ Use of reminders or active recall can increase or achieve high reattendance rates for HIV/sexually transmitted infection (STI) screening and rescreening.
- ▶ There is insufficient evidence to guide which mode of active recall is the most effective.
- ▶ Further studies are needed to determine the cost-effectiveness and acceptability of active recall interventions for HIV/STI screening.

**Handling editor** Jackie A Cassell

**Contributors** MD devised and planned the review, conducted the literature search, data extraction, quality assessment and wrote the initial draft of the manuscript. SW was involved in planning the review and contributed equally to data extraction, quality assessment and manuscript preparation. AN, DM, FB and RG were involved in planning the review and contributed equally to manuscript preparation and review. All authors had full access to all the data in the study and can take

responsibility for the integrity of the data and accuracy of the data analysis. SW worked with Professor Charles Lacey and Becky Wiggins on a review of repeat infection with chlamydia after treatment which informed some of the review strategy for this paper.

**Competing interests** MD reports personal fees from Janssen, outside the submitted work. FB reports grants from Gilead, personal fees from Janssen, personal fees from MSD, grants from NIHR, outside the submitted work.

**Provenance and peer review** Not commissioned; externally peer reviewed.

**Data sharing statement** MD and SW have access to study data and results. Further access to unpublished data is available upon request.

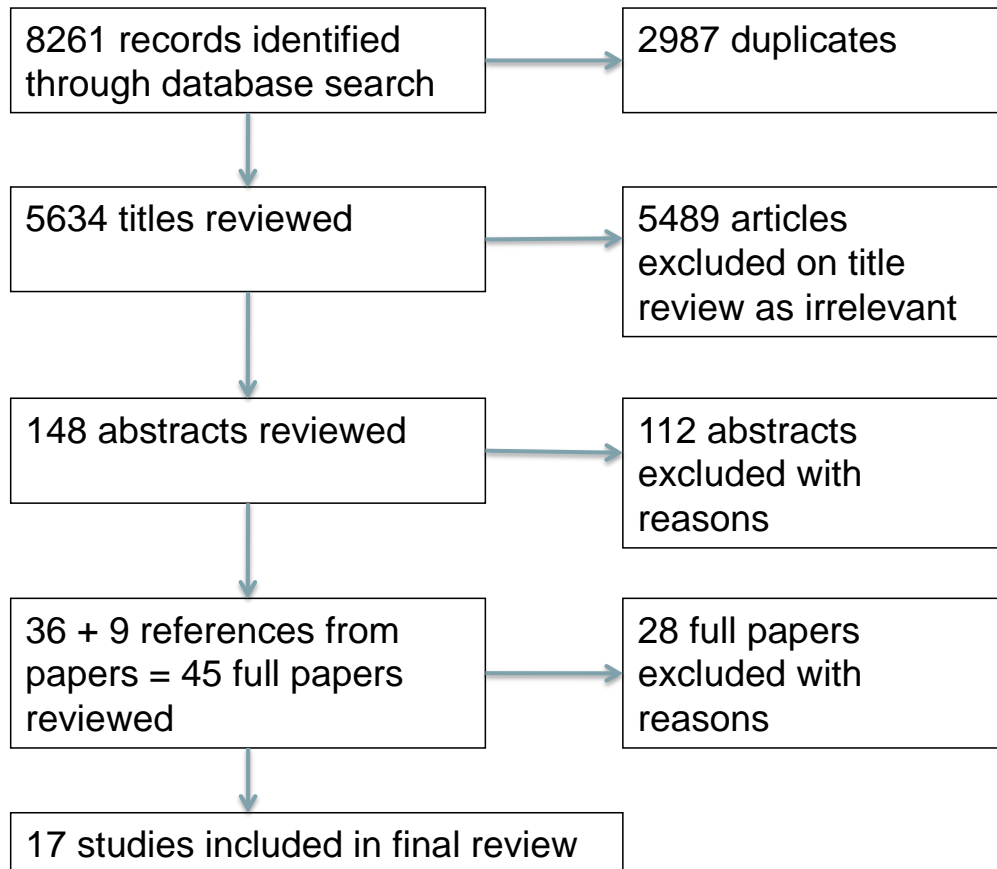
## REFERENCES

- British Association of Sexual Health and HIV. Recommendations for testing for sexually transmitted infections in men who have sex with men, 2014.
- Hutchinson AB, Sansom SL, Farnham PG, et al. Cost-effectiveness of more frequent HIV screening of MSM in the United States XIX International AIDS Conference. Washington DC, USA, 2012.
- Gray RT, Prestage GP, Down I, et al. Increased HIV testing will modestly reduce HIV incidence among gay men in NSW and would be acceptable if HIV testing becomes convenient. *PLoS One* 2013;8:e55449.
- McDaid L, Aghaizu A, Frankis J, et al. Frequency of HIV testing among gay and bisexual men in the UK: implications for prevention. *AIDS* 2014; in submission.
- Pal B, Taberner DA, Readman LP, et al. Why do outpatients fail to keep their clinic appointments? Results from a survey and recommended remedial actions. *Int J Clin Practice* 1998;52:436–7.
- Jacobson Vann J, Szilagyi P. Patient reminder and recall systems to improve immunization rates. *Cochrane Database Syst Rev* 2009;(3).
- Munro HL, Lowndes CM, Daniels DG, et al. National study of HIV testing in men who have sex with men attending genitourinary clinics in the United Kingdom. *Sex Transm Infect* 2008;84:265–70.
- Car J, Gurol-Urganci I, de Jongh T, et al. Mobile phone messaging reminders for attendance at healthcare appointments. *Cochrane Database of Systematic Reviews* 2012;(7):CD007458. <http://onlinelibrary.wiley.com/doi/10.1002/14651858.CD007458.pub2/abstract>
- Guy R, Wand H, Knight V, et al. SMS reminders improve re-screening in women and heterosexual men with chlamydia infection at Sydney Sexual Health Centre: a before-and-after study. *Sex Transm Infect* 2013;89:11–15.
- Downing SG, Cashman C, McNamee H, et al. Increasing chlamydia test of re-infection rates using SMS reminders and incentives. *Sex Transm Infect* 2013;89:16–19.
- Atun R, Sittampalam S. A review of the characteristics and benefits of SMS delivering in healthcare. In: Atun R. ed. *The role of mobile phones in increasing accessibility and efficiency in healthcare*. Vodafone Group Plc., 2006.
- Kaplan W. Can the ubiquitous power of mobile phones be used to improve health outcomes in developing countries? *Global Health* 2006;23:9.
- Brady M. O21: Home HIV sampling linked to national HIV testing campaigns: a novel approach to improve HIV diagnosis. Third Joint Conference of BHIVA with BASHH. Liverpool, 2014.
- Read TR, Hocking JS, Bradshaw CS, et al. Provision of rapid HIV tests within a health service and frequency of HIV testing among men who have sex with men: randomised controlled trial. *BMJ* 2013;347:f5086.
- Skolnik HS, Phillips KA, Binson D, et al. Deciding where and how to be tested for HIV: what matters most? *J Acquir Immune Defic Syndr* 2001;27:292–300.
- Wyal S, Llewellyn C, Smith H, et al. Home sampling kits for sexually transmitted infections: preferences and concerns of men who have sex with men. *Cult Health Sex* 2011;13:343–53.
- National Institute for Health and Care Excellence. The guidelines manual. Manchester 2012. <http://publications.nice.org.uk/pmg6>
- National Institute for Health and Clinical Excellence. *Methods for the development of NICE public health guidance*. 2nd edition. London, UK: NICE, 2009.
- StataCorp. *Stata Statistical Software: Release 10*. College Station, TX: StataCorp LP, 2007.
- Sterne J, Bradburn MJ, Egger M. Chapter 18: Meta-analysis in Stata. In: Egger M, Davey Smith G, Altman DG, eds. *Systematic Reviews in Healthcare*. London: BMJ Publishing Group, 2001:347–42.
- Harbord RM, Egger M, Sterne JA. A modified test for small-study effects in meta-analyses of controlled trials with binary endpoints. *Stat Med* 2006;25:3443–57.
- Sparks R, Helmers JRL, Handsfield HH, et al. Rescreening for gonorrhea and chlamydial infection through the mail: a randomized trial. *Sex Transm Dis* 2004;31:113–16.
- Xu F, Stoner BP, Taylor SN, et al. Use of home-obtained vaginal swabs to facilitate rescreening for Chlamydia trachomatis infections: Two randomized controlled trials. *Obstet Gynecol* 2011;118(2 Part 1):231–9.
- Gotz HM, Wolfers MEG, Luijckendijk A, et al. Retesting for genital Chlamydia trachomatis among visitors of a sexually transmitted infections clinic: Randomized intervention trial of home- versus clinic-based recall. *BMC Infect Dis* 2013;13:239.
- Cook RL, Ostergaard L, Hillier SL, et al. Home screening for sexually transmitted diseases in high-risk young women: randomised controlled trial. *Sex Transm Infect* 2007;83:286–91.
- Malotte CK, Ledsky R, Hogben M, et al. Comparison of methods to increase repeat testing in persons treated for gonorrhea and/or chlamydia at public sexually transmitted disease clinics. *Sex Transm Dis* 2004;31:637–42.
- Bourne C, Knight V, Guy R, et al. Short message service reminder intervention doubles sexually transmitted infection/HIV re-testing rates among men who have sex with men. *Sex Transm Infect* 2011;87:229–31.
- Zou H, Fairley CK, Guy R, et al. Automated, computer generated reminders and increased detection of gonorrhoea, chlamydia and syphilis in men who have sex with men. *PLoS ONE* 2013;8:e61972.
- Burton J, Brook G, McSorley J, et al. The utility of short message service (SMS) texts to remind patients at higher risk of STIs and HIV to reattend for testing: a controlled before and after study. *Sex Transm Infect* 2014;90:11–13.
- Paneth-Pollak R, Klingler EJ, Blank S, et al. The elephant never forgets; piloting a chlamydia and gonorrhea retesting reminder postcard in an STD clinic setting. *Sex Transm Dis* 2010;37:365–8.
- Harte D, Mercey D, Jarman J, et al. Is the recall of men who have sex with men (MSM) diagnosed as having bacterial sexually transmitted infections (STIs) for re-screening a feasible and effective strategy? *Sex Transm Infect* 2011;87:577–82.
- Bloomfield PJ, Steiner KC, Kent CK, et al. Repeat chlamydia screening by mail, San Francisco. *Sex Transm Infect* 2003;79:28–30.
- Gotz HM, van den Broek IVF, Hoebe CJPA, et al. High yield of reinfections by home-based automatic rescreening of chlamydia positives in a large-scale register-based screening programme and determinants of repeat infections. *Sex Transm Infect* 2013;89:63–9.
- LaMontagne DS, Baster K, Emmett L, et al. Incidence and reinfection rates of genital chlamydial infection among women aged 16–24 years attending general practice, family planning and genitourinary medicine clinics in England: A prospective cohort study by the Chlamydia Recall Study Advisory Group. *Sex Transm Infect* 2007;83:292–303.
- Walker J, Tabrizi SN, Fairley CK, et al. Chlamydia trachomatis incidence and re-infection among young women—behavioural and microbiological characteristics. *PLoS ONE* 2012;7:e37778.
- Cameron ST, Glasier A, Scott G, et al. Novel interventions to reduce re-infection in women with chlamydia: a randomized controlled trial. *Hum Reprod* 2009;24:888–95.
- van den Broek IV, van Bergen JE, Brouwers EE, et al. Effectiveness of yearly, register based screening for chlamydia in the Netherlands: controlled trial with randomised stepped wedge implementation. *BMJ* 2012;345:e4316.
- Head KJ, Noar SM, Iannarino NT, et al. Efficacy of text messaging-based interventions for health promotion: a meta-analysis. *Soc Sci Med* 2013;97:41–8.
- Neal R, Hussain-Gambles M, Allgar VL, et al. Reasons for and consequences of missed appointments in general practice in the UK: questionnaire survey and prospective review of medical records. *BMC Fam Pract* 2005;6:47.
- Murdock A, Rodgers C, Lindsay H, et al. Why do patients not keep their appointments? Prospective study in a gastroenterology outpatient clinic. *J R Soc Med* 2002;95:284–6.
- Leaity S, Sherr L, Wells H, et al. Repeat HIV testing: high-risk behaviour or risk reduction strategy? *AIDS* 2000;14:547–52.
- Kalichman SC, Schaper PE, Belcher L, et al. It's like a regular part of gay life: repeat HIV antibody testing among gay and bisexual men. *AIDS Educ Prev* 1997;9(3 Suppl):41–51.
- Norton J, Elford J, Sherr L, et al. Repeat HIV testers at a London same-day testing clinic. *AIDS* 1997;11:773–81.
- Fernandez MI, Perrino T, Bowen GS, et al. Repeat HIV testing among Hispanic men who have sex with men—a sign of risk, prevention, or reassurance? *AIDS Educ Prev* 2003;15(1 Suppl A):105–16.
- McDaid LM, Hart GJ. Increased HIV testing and reduced undiagnosed infection among gay men in Scotland, 2005–8: support for the opt-out testing policy? *Sex Transm Infect* 2011;87:221–4.
- Balaji AB, Bowles KE, Le BC, et al. High HIV incidence and prevalence and associated factors among young MSM, 2008. *AIDS* 2013;27:269–78.
- Hardeman W, Johnston M, Johnston D, et al. Application of the theory of planned behaviour in behaviour change interventions. *Psychol Health* 2002;17:123–58.
- Blas MM, Menacho LA, Alva IE, et al. Motivating men who have sex with men to get tested for HIV through the internet and mobile phones: a qualitative study. *PLoS ONE* 2013;8:e54012.
- Gift TL, Malotte CK, Ledsky R, et al. A cost-effectiveness analysis of interventions to increase repeat testing in patients treated for gonorrhea or chlamydia at public sexually transmitted disease clinics. *Sex Transm Dis* 2005;32:542–9.

## **Supplementary material**

### **Annex 1: Reasons for study exclusion (N=27)**

- No active recall (N=5)
- Conference abstract (N=4)
- Qualitative study (N=3)
- Health promotion (N=2)
- Reviews (N=2)
- No reattendance outcome (N=1)
- Rescreening rates (N=1)
- Natural history of infection (N=1)
- Drivers and barriers to retesting not active recall (N=1)
- Factors associated with rescreening (N=1)
- Reminder to clinicians (N=1)
- Results for HIV (N=1)
- News article (N=1)
- Overview of prevention (N=1)
- Unable to obtain paper (N=1)
- Same study as an included paper (N=1)



**Figure 1: Flow diagram of review**

## Annex 2: Quality assessment of included studies

Table 1: Summary quality assessment of included studies

	Internal validity	External validity
<b>RCT</b>		
Cook	++	-
Downing	+	+
Gotz	+	-
Sparks	+	-
Xu	+	-
Malotte	+	-
<b>Non-randomised before and after studies</b>		
Burton	+	-
Bourne	+	-
Guy	+	-
Zu	+	-
Paneth-Pollack	+	-
<b>Observational studies</b>		
Gotz	++	-
Harte	+	-
LaMontagne	+	-
Walker	+	-
Bloomfield	+	-
Cameron	+	-

Key:

**For individual criterion**

- ++ For that particular aspect of the study design, the study has been designed in such a way as to minimise the risk of bias
- + the answer to the question is not clear from the way the study is reported or the study has not addressed all the potential sources of bias for that particular aspect of the study design
- significant sources of bias may persist
- NR study has not reported how that question should have been considered
- NA not applicable for the given study design under review

**For overall external validity/internal validity**

- ++ All or most of the checklist criteria have been fulfilled. Where they have not been fulfilled, the conclusions are very likely to alter
- + some of the checklist criteria have been fulfilled. Where they have not been fulfilled or not adequately described, the conclusions are unlikely to alter
- few or no checklist criteria have been fulfilled and the conclusions are likely or very likely to alter





ANALYSES	Relevance of outcomes	++	++	++	++	++	++	++	++	++
	Similarity of follow up times	++	++	++	++	++	++	++	++	++
	Relevance of follow up times	++	++	++	++	+	+	++	++	++
	Confounding	++	+	+	+	++	++	++	++	++
	ITT	++	++	++	++	+	++	++	-	++
	Power	++	+	+	-	-	++	+	+	+
	Effect estimates	++	++	++	++	++	++	++	++	++
	Analytic methods	+	++	++	++	++	++	++	++	++
	Precision	+	+	++	-	-	++	++	++	++
SUMMARY	Internal validity	+	+	+	+	+	++	+	+	+
	External validity	+	-	-	-	-	-	-	-	-

OBSERVATIONAL STUDIES							
		Harte STIJ 2010	Bloomfield STIJ 2003	Gotz STIJ 2013	LaMontagne STIJ 2007	Walker PLoS One 2012	Cameron Human Reprod 209
POPULATION	Source population	+	+	+	+	+	+
	Representativeness	+	+	+	+	+	+
ALLOCATION	Method of selection of participants	++	++	++	++	+	+
	Minimisation of selection bias	+	-	++	++	++	+
	Explanatory variables based on theory	+	-	++	++	-	-
	Low contamination	N/A	N/A	N/A	N/A	N/A	N/A
	Confounders controlled/adjusted	N/A	N/A	N/A	N/A	N/A	N/A
OUTCOMES	Applicable to UK setting	++	+	+	+	+	++
	Reliability	++	+	++	++	++	++
	Completeness	++	++	++	++	++	++
	Importance of outcomes	+	+	+	+	+	+
	Similarity of follow up times	N/A	N/A	N/A	NA	N/A	N/A
	Relevance of follow up times	++	-	+	++	++	++
	Low withdrawal rate	++	++	++	++	++	++
ANALYSES	Power	-	-	-	++	++	++
	Multiple explanatory variables	+	-	++	++	+	+
	Analytic methods and adjust for confounders	++	++	++	++	++	++
	Precision	++	++	++	++	++	++
SUMMARY	Internal validity	+	+	++	+	+	+
	External validity	-	-	-	-	-	-

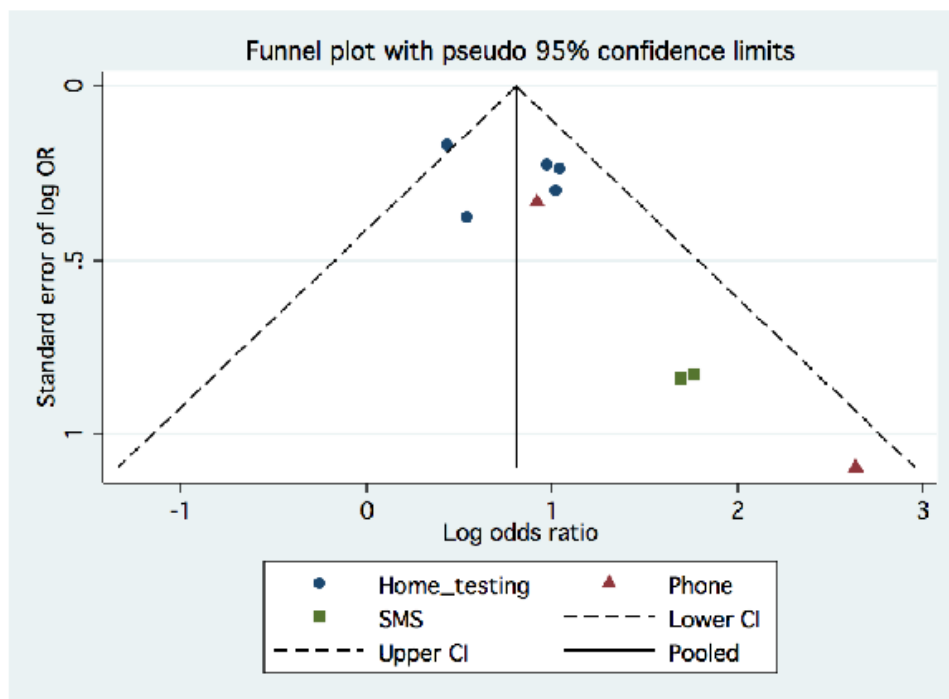
### **Annex 3: Full search strategy**

#### *Search terms*

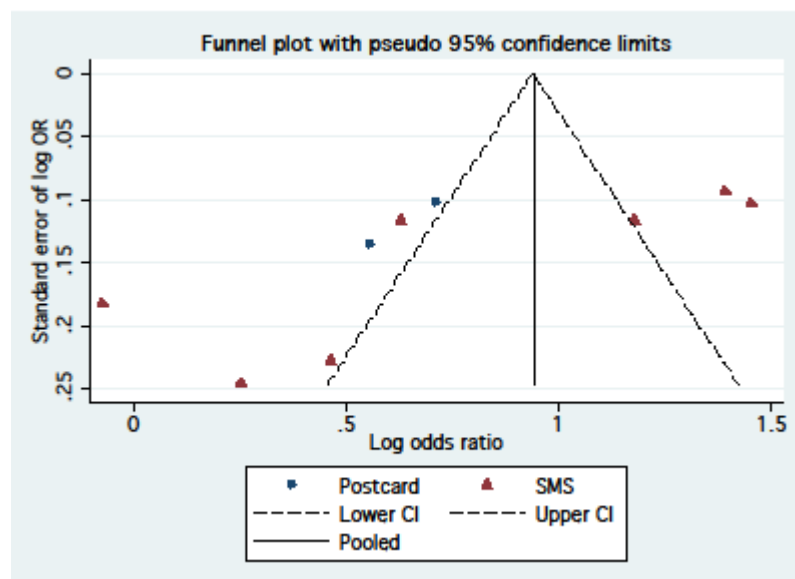
1. HIV
2. STI OR sexually transmit\* infection OR sexually transmit\* disease OR Chlamydia OR gonorrh\*
3. test\* OR screen\*
4. remind\* OR recall OR repeat\* OR rescreen\* OR text OR SMS OR short message service OR mobile OR email OR phone\* OR mobile phone OR telephone
5. (1 OR 2) AND 3 AND 4

### **Annex 4: Funnel plots**

**Figure 2: Funnel plot of the log odds ratio of reattendance plotted against the standard error of the log odds ratio of reattendance for randomized control trials**



**Figure 3: Funnel plot of the log odds ratio of reattendance plotted against the standard error of the log odds ratio of reattendance for observational studies**





## Annex 5: Clinical outcomes

Table 3: Clinical outcome for randomised control trials

STUDY	Number of new infection at retest (number of infections/number who retest)				Number of new infections at recall (number of infections/number who are recalled)		
	Clinical outcome	Intervention group	Control group	Crude OR (95% CI), statistical finding <sup>2</sup>	Intervention group	Control group	Crude OR (95% CI), statistical finding <sup>2</sup>
		n/N	n/N		n/N	n/N	
<b>Type of intervention: SMS</b>							
Downing et al STIJ 2013 <sup>1</sup>	Chlamydia infection at retest	2/8 (25%)	0/2 (0%)	N/A	2/30 (7%)	0/32 (0%)	N/A
<b>Type of intervention: Phone call/ letter</b>							
Malotte et al STD 2004 USA	Chlamydia infection at second re-test (i.e. 4.5 months after baseline)	Not available for all patients	N/A	N/A	N/A	N/A	N/A
<b>Type of intervention: send home sampling kit</b>							
Gotz et al BMC Infect Dis 2013 <sup>1</sup>	Chlamydia infection at retest	8/50 (16%)	5/25 (20%)	OR= 0.8 95% CI (0.2, 2.6)	8/109 (7%)	5/107 (5%)	Calc OR= 1.6 (Calc 95% CI 0.4, 6.5)
Sparks et al STD 2004	Chlamydia or gonorrhoea infection at retest	Not available for all patients	N/A	N/A	N/A	N/A	N/A

Xu et al Obstetr Gynacol 2011 <sup>1</sup>	Chlamydia infection at retest	STI clinic recruits: 17/122 (13.9% ; 95% CI 8.3-21.4)  FP recruits: 12/93 (12.9% ; 95% CI 6.9-21.5)	STI clinic recruits: 19/98 (19.4% ; 95% CI 8.3-21.4)  FP recruits: 8/55 ( 14.6% ; 95% CI 6.5- 26.7)	STI clinic group: calc OR= 0.7 (calc 95% CI 0.3, 1.5)  FP group: calc OR= 0.9 (calc 95% CI 0.3, 2.6)	STI clinic recruits: 17/408 (4.2%)  FP recruits: 12/196 (6.1%)	STI clinic recruits: 19/403 (4.7%)  FP recruits: 8/208 (3.8%)	STI clinic group: calc OR= 0.9 (calc 95% CI 0.4, 1.8)  FP group: calc OR= 1.6 (calc 95% CI 0.6, 4.7)
Cook et al STIJ 2007	STDs	20.4 per 100 py	24.1 per 100 py	N/A	N/A	N/A	N/A

1. Where number of new infections at retest is not provided by the paper, it has been calculated
2. OR and 95% CI is calculated where not provided in the paper and is specified as 'calc OR' or 'calc 95% CI'

**Table 4: Clinical outcome for observational studies**

STUDY	Number of new infections at retest (number of infections/number who retest)				Number of new infections at recall (number of infections/number who are recalled)		
	Clinical outcome	Intervention group	Control group	Crude OR (95% CI), statistical finding	Intervention group	Control group	Crude OR (95% CI), statistical finding
		n/N	n/N		n/N	n/N	
<b>Type of intervention: SMS</b>							
Bourne et al STIJ 2011	Not reported	N/A	N/A	N/A	N/A	N/A	N/A

Zou et al PLoS One 2013	Bacterial STI (chlamydia, gonorrhoea , syphilis), HIV	pharyngeal Gc: 16/885 (1.8%) Rectal Gc: 24/885 (2.7%) Urethral Ct: 26/885 (2.9%) Rectal Ct: 51/885 (5.8%) Early STS: 25/885 (2.8%) Early latent STS: 12/885 (1.4%) HIV: 7/885 (0.8%)	1. Concurrent control group: Pharyngeal Gc: 13/978 (1.3%) Rectal Gc: 12/978 (1.2%) Urethral Ct: 14/978 (1.4%) Rectal Ct: 27/978 (2.8%) Early STS: 15/978 (1.5%) Early latent STS: 4/978 (0.4%) HIV: 3/978 (0.3%)  2. Historic control group: Pharyngeal Gc: 11/1454 (0.8%) Rectal Gc: 14/1454 (1.0%) Urethral Ct: 14/1454 (1.0%) Rectal Ct: 22/1454 (1.5%) Early STS: 30/1454 (2.1%) Early latent	1. Concurrent control: Pharyngeal Gc: calc OR= 1.4 (calc 95% CI 0.6, 3.1) Rectal Gc: calc OR=2.2 (calc 95% CI 1.1, 5.0) Urethral Ct: calc OR=2.1 (calc 95% CI 1.0, 4.3) Rectal Ct: calc OR=2.2 (calc 95% CI 1.3, 3.6) Early STS: calc OR=1.9 (calc 95% CI 0.9, 3.8) Early latent STS: calc OR=3.3 (calc 95% CI 1.0, 14.3) HIV:calc OR=2.6 (calc 95% CI 0.6, 15.7)  2. Historical control: Pharyngeal GC: calc OR= 2.4 (calc 95% CI 1.0, 5.8) Rectal Gc: calc OR=2.9 (calc 95% CI 1.4, 6.0) Urethral Ct:calc OR=3.1 (calc 95% CI 1.6, 6.5) Rectal Ct: calc OR=4.0 (calc 95% CI 2.3, 6.9) Early STS: calc OR=1.4 (calc 95% CI 0.8, 2.4) Early latent STS: calc OR=1.3 (calc 95% CI 0.6, 3.0)	pharyngeal Gc: 16/997 (1.6%) Rectal Gc: 24/997 (2.4%) Urethral Ct: 26/997 (2.6%) Rectal Ct: 51/997 (5.1%) Early STS: 25/997 (2.5%) Early latent STS: 12/997 (1.2%) HIV: 7/997 (0.7%)	1. Concurrent control group: Pharyngeal Gc: 13/1382 (1.3%) Rectal Gc: 12/1382 (1.2%) Urethral Ct: 14/1382 (1.4%) Rectal Ct: 27/1382 (2.8%) Early STS: 15/1382 (1.5%) Early latent STS: 4/1382 (0.4%) HIV: 3/1382 (0.3%)  2. Historical control group: Pharyngeal Gc: 11/1800 (0.7%) Rectal Gc: 14/1800 (0.7%) Urethral Ct: 14/1800 (0.8%) Rectal Ct: 22/1800 (1.5%) Early STS: 30/1800 (0.8%) Early latent STS: 15/1800 (0.2%) HIV: 10/1800 (0.2%)	1. Concurrent control: Pharyngeal Gc: calc OR= 1.7 (calc 95% CI 0.8, 3.9) Rectal Gc: calc OR=2.8 (calc 95% CI 1.3, 6.2) Urethral Ct: calc OR=2.6 (calc 95% CI 1.3, 5.4) Rectal Ct:calc OR=2.7 (calc 95% CI 1.7, 4.5) Early STS: calc OR=2.4 (calc 95% CI 1.2, 4.8) Early latent STS: calc OR=4.2 (calc 95% CI 1.3, 17.9) HIV:calc OR=3.2 (calc 95% CI 0.7, 19.5)  2. Historical control: Pharyngeal GC calc OR= 2.7 (calc 95% CI 1.1, 6.3) Rectal Gc: calc OR=3.1 (calc 95% CI 1.6, 6.6) Urethral Ct:calc OR=3.4 (calc 95% CI 1.7, 7.1) Rectal Ct: calc OR=4.4 (calc 95% CI 2.6, 7.6) Early STS: calc OR=1.5 (calc 95% CI 0.8, 2.7) Early latent STS: calc OR=1.4 (calc 95% CI 0.6, 3.3) HIV: calc OR=1.3 (calc 95% CI 0.4, 3.7)
-------------------------------	--	--	---	--	---	--	--

Burton et al STIJ 2013	All STIs	15/91 (17%)	STS: 15/1454 (1.0%) HIV: 10/1454 (0.7%)	HIV: calc OR=1.2 (calc 95% CI 0.4, 3.4)	15/273 (5.5%)	13/266 (4.90%)	Calc OR= 1.1 (calc 95% CI 0.5, 2.6)
Guy et al STIJ 2013	Not reported	N/A	N/A	N/A	N/A	N/A	N/A
<b>Type of intervention: Phone</b>							
Harte et al STIJ 2011	Bacterial STI (chlamydia, gonorrhoea , syphilis, LGV), HIV	Acute bacterial STI: 15/206 (7.3%)  HIV:5/168 (3.0%)	N/A	N/A	N/A	N/A	N/A
<b>Type of intervention: Postcard/letter</b>							
Paneth- Pollack et al STD 2010	Chlamydia and gonorrhoea infection at retest	22/179 (12.30%)	1. Non- intervention group: 58/288 (20.1%) 2. Historic control: 24/94 (25.5%)	1. Non- intervention group: calc OR= 0.6 (calc 95% CI 0.3, 1.0) 2. Pre-intervention group: calculated OR= 0.4 (calc 95% CI 0.2, 0.8)	22/1267 (1.70%)	1. Non- intervention group: 58/3861 (1.5%) 2. Historic control: 24/1092 (2.2%)	1. Non- intervention group: calc OR= 1.1 (calc 95% CI 0.7, 1.9) 2. Pre-intervention group: calculated OR= 0.8 (calc 95% CI 0.4, 1.5)
<b>Type of intervention: send home sampling kit</b>							
Bloomfield et al STIJ 2003	Chlamydia infection at retest	2/63 (3.2%)	N/A	N/A	2/399 (0.50%)	N/A	N/A
Gotz et al STIJ 2013	Chlamydia reinfection	242/2756 (8.8%)	n/a	n/a			

LaMontagne et al STIJ 2007	Chlamydia infection at retest	GP recruits: 29.9 (95% CI 19.7-45.4) per 100py FP recruits: 22.3 (95% CI 15.6-31.8) per 100 py	N/A	N/A	N/A	N/A	N/A
Walker et al PLoS One 2012	Chlamydia infection at retest	3 months: 7/40 (18%) 6 months: 25/884 (3%) 12 months: 15/874 (2%)	N/A	N/A	N/A	N/A	N/A
Cameron et al Hum Reprod 2009	Chlamydia infection at retest	32/215 (15%)	N/A	N/A	32/330 (9.70%)	N/A	N/A