









Original research

# How did COVID-19 measures impact sexual behaviour and access to HIV/STI services in Panama? Results from a national cross-sectional online survey

Amanda Gabster <sup>1,2</sup> Jennifer Toller Erasquin <sup>3</sup> Kristien Michielsen <sup>4</sup>  
Philippe Mayaud <sup>1,5</sup> Juan Miguel Pascale <sup>2,6</sup> Carles Pericas <sup>7</sup>  
Michael Marks <sup>1</sup> Jennifer Katz,<sup>2</sup> Gonzalo Cabezas Talavero,<sup>2</sup> Marilu de Argote,<sup>2</sup>  
Anet Murillo,<sup>2</sup> Joseph D Tucker <sup>1</sup>

► Additional supplemental material is published online only. To view, please visit the journal online (<http://dx.doi.org/10.1136/sextrans-2021-054985>).

For numbered affiliations see end of article.

## Correspondence to

Dr Amanda Gabster, Investigación en Genómica y Proteómica, Instituto Conmemorativo Gorgas de Estudios de la Salud, Ciudad de Panamá, Panamá; [agabster@gorgas.gob.pa](mailto:agabster@gorgas.gob.pa)

Received 23 January 2021  
Accepted 24 July 2021

## ABSTRACT

**Objective** To describe reported changes in sexual behaviours, including virtual sex (sexting and cybersex), and access to HIV/STI testing and care during COVID-19 measures in Panama.

**Methods** We conducted an online cross-sectional survey from 8 August to 12 September 2020 among adults ( $\geq 18$  years) residing in Panama. Participants were recruited through social media. Questions included demographics, access to HIV/STI testing and HIV care, and sexual behaviours 3 months before COVID-19 social distancing measures and during social distancing measures (COVID-19 measures). Logistic regression was used to identify associations between variables and behavioural changes.

**Results** We recruited 960 participants; 526 (54.8%) identified as cis-women, 366 (38.1%) cis-men and 68 (7.1%) non-binary or another gender. The median age was 28 years (IQR: 23–37 years), and 531 of 957 (55.5%) were of mixed ethnicity (mixed Indigenous/European/Afro-descendant ancestry). Before COVID-19 measures, virtual sex was reported by 38.5% (181 of 470) of cis-women, 58.4% (184 of 315) cis-men and 45.0% (27 of 60) non-binary participants. During COVID-19 measures, virtual sex increased among 17.2% of cis-women, 24.7% cis-men and 8.9% non-binary participants. During COVID-19 measures, 230 of 800 (28.8%) participants reported decreased casual sex compared with pre-COVID-19 measures. Compared with pre-COVID-19 measures, decreased casual sex was reported more frequently during COVID-19 measures by cis-men compared with cis-women (39.2% vs 22.9%, urban/rural adjusted OR (AOR)=2.17, 95% CI 1.57 to 3.01), and by Afro-descendant compared with participants of mixed ethnicity (40.0% vs 29.8%, AOR=1.78, 95% CI 1.07 to 2.94). Compared with no change in virtual sex (16.8%), increased virtual sex (38.5%, AOR=1.78, 95% CI 1.10 to 2.88) and decreased virtual sex (86.7%, AOR=16.53, 95% CI 7.74 to 35.27) were associated with decreased casual sex encounters. During COVID-19 measures, HIV/STI testing could not be obtained by 58.0% (58 of 100) of the participants who needed a test, and interrupted HIV care was reported by 53.3% (8 of 15) of participants living with HIV.

**Conclusions** COVID-19 measures in Panama were associated with a decrease in casual sex among cis-men

## Key messages

- During Panama's COVID-19 social distancing measures, we found a decrease in sexual activity among some individuals, especially casual sex encounters among cis-men and participants of Afro-descendant ethnicity.
- Virtual sex (sexting and cybersex) use was common before COVID-19 social distancing measures, and reported changes in this practice were associated with a decrease in casual sex.
- Condom access, STI and HIV testing, and HIV care were seriously interrupted during COVID-19 social distancing measures in Panama.

and Afro-descendant people, while access to HIV/STI testing and care was seriously disrupted.

## INTRODUCTION

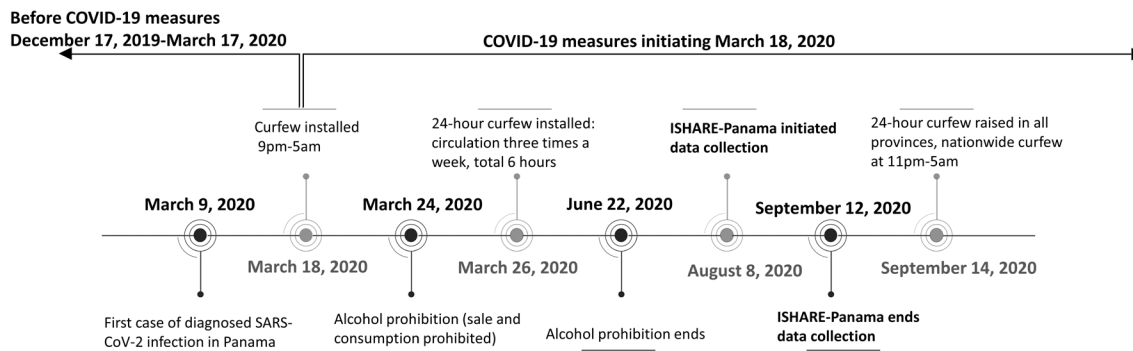
HIV and other STIs have been on the rise in Panama for the past several years,<sup>1</sup> and groups including young adults<sup>2</sup> and Indigenous youth who live in comarcas (administratively semiautonomous Indigenous regions)<sup>3</sup> are particularly affected. As of 2019, HIV prevalence nationwide was estimated at 0.6%, belying significant concentrated epidemics among men who have sex with men (MSM) (6.9%) and transwomen (29.6%) populations.<sup>1</sup> Correspondingly, STI prevalence is more concentrated among MSM, female sex workers and adolescents.<sup>3–6</sup> The higher prevalence of HIV and STI in Panama is associated with engaging in sexual activity with new and casual partners due to increased access to connected sexual networks and condomless sex soon after partnership initiation.<sup>1</sup>

The COVID-19 pandemic has brought several important changes relevant to sexual health and also created challenges for in-person data collection. Many population health surveys and other sexual health research were initially paused. A small number of published studies from North America and Europe have examined the impact of



© Author(s) (or their employer(s)) 2021. No commercial re-use. See rights and permissions. Published by BMJ.

**To cite:** Gabster A, Erasquin JT, Michielsen K, et al. *Sex Transm Infect* Epub ahead of print: [please include Day Month Year]. doi:10.1136/sextrans-2021-054985



**Figure 1** Timeline before COVID-19 social distancing measures and COVID-19 social distancing measures in Panama. I-SHARE, International Sexual Health And REproductive Health.

COVID-19 measures on sexual behaviours.<sup>7–9</sup> However, there is a research gap in Latin America, especially among more isolated rural and Indigenous populations. There is also little information in the region about how COVID-19 measures have affected HIV/STI testing and care services.

Given the relatively high prevalence of HIV and STIs in Panama and the potential for COVID-19 measures to affect both behaviours and access to medical care, the objective of this study was to examine reported changes in sexual behaviours and access to key sexual health services during COVID-19 measures using an online survey. Based on the association of new and casual partnerships with HIV and STIs, we focused on identifying factors associated with decreased casual sex during COVID-19 measures.

## METHODS

This study was an online cross-sectional survey conducted as part of the first round of the International Sexual Health And REproductive Health (I-SHARE), a series of surveys conducted in 34 countries to study sexual and reproductive health during COVID-19 measures.<sup>10</sup> I-SHARE Panama was conducted from 8 August to 12 September 2020 at the end of the strictest COVID-19 lockdown measures (figure 1). Participants reported behaviours from the 3-month period before lockdown measures (from 17 December 2019 to 17 March 2020) and during the strictest COVID-19 lockdown measures (from 18 March to 12 September 2020). The survey was advertised on the website and social media (Facebook and Twitter) of the national public health research institute, Instituto Conmemorativo Gorgas de Estudios de la Salud; on the social media of non-profit organisations; and through SMS (short message service) and direct messages sent to individuals and groups who had previously interacted with partner organisations. Targeted invitation was included in provincial and comarcas social media platforms to increase participation in these regions to better match census population estimates (online supplemental table 1). Promotion messages asked adults to fill out the survey and/or share the survey link. No IP (internet protocol) address restrictions were included (more than one result can be recorded on the same device) as mobile phones are commonly shared within households and among community members.

## Study design and populations

We used convenience sampling. All adults aged  $\geq 18$  years who saw the social media/website/messages and lived in Panama were invited to participate.

## Questionnaire creation and study procedures

The questionnaire was collaboratively developed with the I-SHARE consortium.<sup>10</sup> Questions were based on existing survey items and multi-item scales, with some new items developed to address the COVID-19 context.<sup>11</sup> The Panama instrument was translated from the consortium English to Spanish, programmed into Open Data Kit (University of Washington, USA) and pilot-tested with 15 individuals for understanding and acceptability. Participants completed the online questionnaire in 10–30 min. Only items associated with skip patterns were obligatory.

Key variables of interest occurring over the 3 months before and during COVID-19 measures included sexual intercourse with a casual (new or non-long-term) partner, sexual intercourse with a long-term partner, virtual sex (including ‘sexting’ and ‘cybersex’), and use of sexual health services such as HIV/STI testing (‘Did COVID-19 measures stop/hinder testing access?’) and HIV care (‘Had HIV treatment appointments been cancelled?’). Other influencing variables included age, sex, gender, number of children, ethnic group, urban/rural residence, household and personal income, sexual orientation, general sexual satisfaction, practice of masturbation, long-term partner variables (cohabitation, tensions, emotional support, cuddling), and condom use with casual and/or long-term partners during the specified time.

## Statistical analyses

We conducted univariable analyses to describe demographic characteristics. We used  $\chi^2$  test to evaluate differences by participants’ sex and other influencing variables and the differences between urban/rural residence, casual sex and sexual activity with their long-term partner 3 months before and during COVID-19 measures. All participants with valid data were included; due to non-response to some questions, sample sizes varied.

In addition, we examined factors related to reported decreased casual sex during COVID-19 measures. We undertook a series of three multivariable analyses comparing participants who reported the frequency of casual sex to have stayed the same

over the two periods versus those who reported a decrease during COVID-19 measures, having excluded from analysis individuals who reported an increase in casual sex ( $n=21$ ). The three models focused on different sets of variables: (1) participant sociodemographic variables, (2) individual, casual partner variables and (3) long-term partners' behaviours. We first used logistic regression to calculate unadjusted bivariable OR and 95% CI. Variables associated with decreased casual sex outcome at  $p<0.2$  level in the bivariable analyses were included in the multivariable models. As the duration of COVID-19 measures differed between urban and rural regions, we adjusted for residence (urban/rural) in the multivariable analyses. Variables independently associated with decreased casual sex at  $p<0.1$  were included in the final model to provide adjusted OR (AOR) and 95% CI, controlling for participant gender and urban/rural residence. Associations with  $p<0.05$  were considered statistically significant.

Only participants who gave online informed consent by ticking a box could participate. No monetary incentive was provided to participants. The survey did not collect WhatsApp phone numbers, telephone numbers, IP addresses or any other identifying information.

## RESULTS

In total, participants from 11 out of 12 Panamanian provinces responded to the survey; provincial distribution was similar to the 2020 census projection<sup>12</sup> (online supplemental table 1). Of 960 participants who completed the online questionnaire, 526 (54.8%) identified as cis-women, 366 (38.1%) cis-men and 68 (7.1%) non-binary or of another gender. The median age was 28 years (IQR: 23–37 years). Mixed ethnicity (mixed Indigenous/European/Afro-descendant ancestry) was reported by 55.5% (531 of 957), Afro-descendant 10.6% (101 of 957), white 22.2% (212 of 957), Asian 1.7% (16 of 957) and Indigenous 10.1% (97 of 957). Overall, 72.4% (679 of 938) identified as heterosexual, 7.8% (73 of 938) as bisexual, 9.6% (90 of 938) as gay or lesbian, and 10.2% (96 of 938) as asexual, pansexual, queer, questioning or another orientation (table 1).

## Sexual behaviours

Previous sexual experience was reported by 88.8% (852 of 960) of the participants. Before COVID-19 measures, casual sex among sexually experienced participants was reported by 18.2% (85 of 466) of cis-women, 32.4% (101 of 312) of cis-men and 23.7% (14 of 59) of non-binary participants (online supplemental table 2). Of those who reported casual sex, always using a condom in such encounters was reported by 50.6% (43 of 85) of cis-women, 61.2% (63 of 103) of cis-men and 53.9% (7 of 13) of non-binary participants (online supplemental table 2). Of all participants, compared with before COVID-19, during COVID-19 measures 68.6% (549 of 800) reported no change, 28.8% (230 of 800) reported a decrease and 2.6% (21 of 800) reported an increase in casual sex (table 2A).

Of the participants with a long-term partner, sex with the long-term partner and casual sex encounter at least monthly before COVID-19 measures were reported by 18.2% (80 of 440) of cis-women, 33.5% (93 of 278) of cis-men and 25.5% (14 of 55) of non-binary participants.

Overall, before COVID-19 measures, 47.1% (394 of 837) of the participants reported being sexually satisfied (online supplemental table 2). Of those not satisfied before COVID-19 measures, 33.9% (150 of 442) reported increased satisfaction during COVID-19 (table 2A).

**Table 1** Sociodemographic characteristics of the study population in Panama, 2020

	n	%
Sex	n=960	
Female	563	58.6
Male	397	41.4
Gender	n=960	
Cis-woman	526	54.8
Cis-man	366	38.1
Non-binary/another gender	68	7.1
Age		
Median (28, IQR: 23–37)	n=960	
18–23	280	29.2
24–28	205	21.4
29–37	246	25.6
38 and above	229	23.8
Place of residence	n=958	
Capital city, large or medium city	656	68.5
Rural town, community or comarcal town	302	31.5
Number of children		
Median (0, IQR: 0–1)	n=960	
0	641	66.8
1–2	250	26.0
3 and more	69	7.2
Highest completed level of education	n=957	
Secondary or lower	127	13.3
Some university	289	30.2
Postsecondary (university completed)	541	56.5
Ethnic group	n=957	
Mixed*	531	55.5
Afro-descendant	101	10.6
White	212	22.2
Asian	16	1.7
Indigenous	97	10.1
Successful following of COVID-19 measures	n=957	
Not at all or only some	75	7.8
Mostly or strictly follow them	882	92.2
Have you been in strict confinement due to COVID-19?	n=955	
No	817	85.5
Yes	138	14.5
SARS-CoV-2 test	n=956	
Never	775	81.1
Yes and positive at least once	26	2.7
Yes and always been negative	155	16.2
Including yourself, how many people do you live with?		
Median 3 people (IQR: 2–4)	n=943	
0	33	3.5
1	118	12.5
2	233	24.7
3–4	439	46.6
5 or more	120	12.7
Change in employment	n=935	
No change in what I do or going to work	183	19.6

Continued

Table 1 Continued

	n	%
Work from home part-time or full time	448	47.9
Lost work or without work before and during COVID-19 measures	304	32.5
Household monthly income since COVID-19 started	n=926	
US\$0–US\$499	273	29.5
US\$500–US\$999	176	19.0
US\$1000–US\$2000	206	22.3
US\$2001–US\$5000	195	21.1
US\$5001 and higher	76	8.2
Changes in household economic situation since COVID-19 started	n=953	
Household economics got worse	483	50.7
No changes in household economics	445	46.7
Household economics got better	25	2.6
Weekly alcohol use during COVID-19 social distancing	n=932	
Decreased	427	45.8
The same	349	37.4
Increased	156	16.7
Sexual orientation	n=938	
Heterosexual	679	72.4
Bisexual	73	7.8
Gay or lesbian	90	9.6
Asexual, pansexual, queer, questioning, another gender	96	10.2

\*Mixed ethnicity is mixed Indigenous/European/Afro-descendant/Asian ancestry.

Before COVID-19 measures, 46.4% (392 of 845) of the participants reported using virtual sex at least once a month, including sexting in 44.1% (369 of 837) and cybersex in 20.4% (172 of 842). Use of virtual sex had increased during COVID-19 measures for 19.9% (159 of 800) of the participants, decreased for 11.8% (94 of 800) and remained unchanged for 68.4% (547 of 800) (table 2A).

### Long-term partner relationship and sexual behaviours

Overall, 66.4% (637 of 960) of the participants reported having a long-term relationship before COVID-19 measures; 504 (79.1%) of whom reported to still be in their long-term relationship during COVID-19 measures. Sexual intercourse at least monthly with their long-term partner was reported by 92.7% (332 of 358) of cis-women, 82.5% (160 of 194) of cis-men and 90.9% (40 of 44) of non-binary participants. Decrease in sex with their long-term partner during COVID-19 measures was reported by 50.2% (153 of 305) of cis-women, 52.2% (82 of 157) of cis-men and 48.3% (14 of 29) of non-binary participants (table 2B).

### Access to HIV/STI testing and HIV care services

Overall, 45.6% (375 of 823) of the participants reported that condoms were more difficult to find during COVID-19 measures. This percentage did not differ between urban and rural areas (44.2% (273 of 299) in urban compared with 49.5% (101 of 204) in rural,  $p=0.38$ ).

Of the 10.4% (100 of 960) who reported needing an STI or HIV test, 58.0% (58 of 100) reported they could not receive

it due to COVID-19 measures. This percentage was higher in urban areas; however, the difference was not significant (62.0% (44 of 71) in urban compared with 48.3% (14 of 29) rural,  $p=0.20$ ).

Few (15 of 960, 1.6%) participants reported to be living with HIV, 8 of whom reported to have had an HIV care appointment cancelled or postponed due to COVID-19 measures. Of the 15 respondents living with HIV, 13 were in urban areas, and all participants living with HIV reported worrying about antiretroviral therapy shortages.

### Factors related to decreased casual sex during COVID-19

#### Participant characteristics

After adjusting for urban/rural residence, cis-men were more likely to report decrease in casual sex during COVID-19 measures (39.2%) compared with cis-women (22.9%) (AOR=2.17, 95% CI 1.57 to 3.01) (table 3A).

After adjusting for participant gender and urban/rural residence, several factors were associated with decreased casual sex during COVID-19 measures. Individuals of Afro-descendant ethnicity reported a larger decrease in sex with casual partners (40.0% compared with 29.8% among mixed ethnicity, AOR=1.78, 95% CI 1.07 to 2.94). There was a weak association between sexual orientation and decreased sex with casual partners (43.2% among gay or lesbian participants vs 26.5% of heterosexual participants, AOR=1.58, 95% CI 0.86 to 2.91) (table 3B).

Participants who reported the same or increased levels of alcohol use during COVID-19 measures were less likely to report decreased casual sex compared with those who decreased their alcohol use during COVID-19 measures (19.5% and 23.7% vs 40.4%, AOR=0.38, 95% CI 0.26 to 0.55 and AOR=0.53, 95% CI 0.32 to 0.85, respectively).

#### Individual sexual behaviours and virtual sex use

After adjusting for participant gender and urban/rural residence, an increase in sexual satisfaction was associated with a decrease in casual sex: 45.3% of those reporting an increase in sexual satisfaction also reported decreased casual sex compared with 19.8% among those reporting decreased sexual satisfaction (AOR=2.99, 95% CI 1.85 to 4.84).

Reported changes in virtual sex during COVID-19 measures were also associated with decrease in casual sex in adjusted models. Compared with no change in virtual sex (16.8%), an increase in virtual sex (38.5%) was associated with decreased casual sex (AOR=1.78, 95% CI 1.10 to 2.88), and decreased virtual sex (86.7%, AOR=16.53, 95% CI 7.74 to 35.27) was associated with decreased casual sex.

### DISCUSSION

This study examined reported changes in sexual behaviours, use of virtual sex, and access to HIV/STI testing and HIV care during the implementation of COVID-19 measures in Panama. Our results among a diverse convenience sample of urban and rural dwellers across 11 of 12 provinces expand the literature about sexual behaviours during COVID-19 measures in Latin America. We found that overall sexual activity may have decreased among some individuals. Casual sex, widely practised by 18.2% of cis-women, 32.4% of cis-men and 23.7% of non-binary participants pre-COVID-19, decreased for 22.9% of cis-women, 39.1% of cis-men and 29.6% of non-binary participants. On the other hand, virtual sex, also widely practised by 20%–40% of respondents pre-COVID-19, increased for 20% of the respondents.

Table 2 Sexual behaviours during COVID-19 social distancing measures in Panama, 2020

	All participants		Cis-women		Cis-men		Non-binary/another gender	
	n	%	n	%	n	%	n	%
(A) Individual and casual partner behaviours								
Sexual satisfaction	n=833		n=463		n=311		n=59	
Decreased	406	48.7	243	52.5	133	42.8	30	50.8
The same	211	25.3	115	24.8	81	26.1	15	25.4
Increased	216	25.9	105	22.7	97	31.9	14	23.7
Sexual problems*	n=486		n=301		n=156		n=29	
Decreased	240	49.4	140	46.5	83	53.2	17	58.6
The same	141	29.0	89	29.6	44	28.2	8	27.6
Increased	105	21.6	72	23.9	29	18.6	4	13.8
Masturbated	n=817		n=455		n=307		n=55	
Decreased	181	22.1	120	26.4	46	15.0	15	27.3
The same	410	50.2	246	54.1	132	43.0	32	58.2
Increased	226	27.7	89	19.6	129	42.0	8	14.6
Pornography use	n=804		n=442		n=306		n=56	
Decreased	141	17.5	78	17.7	52	17.0	11	19.6
The same	483	60.1	306	69.2	138	45.1	39	69.6
Increased	180	22.4	58	13.1	116	37.9	6	10.7
Virtual sext†	n=800		n=441		n=303		n=56	
Decreased	94	11.8	36	8.2	45	14.9	13	23.2
The same	547	68.4	329	74.6	180	59.4	38	67.9
Increased	159	19.9	76	17.2	78	24.7	5	8.9
Casual sex encounters	n=800		n=441		n=304		n=55	
Decreased	230	28.8	99	22.4	115	37.8	16	29.1
The same	549	68.6	333	75.5	178	58.5	38	69.1
Increased	21	2.6	9	2.0	11	3.6	1	1.8
Condom use with a casual partner	n=198		n=81		n=102		n=15	
Decreased	35	17.7	12	14.8	19	18.6	4	26.7
The same	131	66.2	59	72.8	63	61.8	9	60.0
Increased	32	16.2	10	12.3	20	19.6	2	13.3
(B) Long-term relationship behaviours								
Long-term partnership tensions‡	n=495		n=308		n=159		n=28	
Decreased	169	34.1	107	34.7	51	32.1	11	39.3
The same	158	31.9	102	33.1	47	29.6	9	32.1
Increased	168	33.9	99	32.1	61	38.4	8	28.6
Sex with a long-term partner	n=491		n=305		n=157		n=29	
Decreased	249	50.7	153	50.2	82	52.2	14	48.3
The same	178	36.2	108	35.4	61	38.8	9	31.0
Increased	64	13.0	44	14.4	14	8.9	6	20.7
Condom use with a long-term partner	n=479		n=298		n=154		n=27	
Decreased	77	16.1	47	15.8	24	15.6	6	22.2
The same	386	80.6	244	81.9	122	79.2	20	74.1
Increased	16	3.3	7	2.3	8	5.2	1	3.7

\*Sexual problems are individual or partners issues including erectile dysfunction or inhibited desire and orgasm.

†Virtual sex is a composite variable of cybersex use and/or sexting use.

‡Fight with long-term partner.

Finally, participants reported COVID-19 measures interrupted access to condoms, HIV/STI testing and, worryingly, HIV care for those who needed the services.

A large proportion of participants reported decreased sexual activity during COVID-19 measures, findings that differ from the Latvian I-SHARE study, which found most individuals did not have a change in sexual frequency during COVID-19 measures.<sup>13</sup> Half of Panama participants reported decreased sex with a long-term partner. This may have been due to extended periods together and increased time with children or other

housemates.<sup>7 14</sup> Sex with a casual partner decreased among more than a quarter of individuals. Sex with casual partners has also shown to have decreased in the USA and Australia early in the pandemic.<sup>7 9 15</sup> A decrease in casual sex partners may provide a unique opportunity for a reduction in behavioural risk, but further research is needed.

Nearly half of our participants reported engaging in virtual sex before COVID-19 measures; 20% used cybersex and 40% used sexting at least monthly, including in very rural provinces. Of the participants, 20% reported increased virtual sex during

**Table 3** Demographic, social and sexual factors associated with a reported decrease in casual sex partners during COVID-19 measures in Panama, 2020

	Casual sex stayed the same*	Casual sex decreased	OR	P value	Adjusted OR†	P value
<b>(A) Social and demographic factors associated with decreased sexual encounters with casual partners</b>						
Gender						
Cis-woman	333/432 (77.1)	99/432 (22.9)	1			
Cis-man	178/293 (60.8)	115/293 (39.2)	<b>2.17 (1.57–3.00)</b>	<b>&lt;0.01</b>	<b>2.17 (1.57–3.01)</b>	<b>&lt;0.01</b>
Non-binary/another gender	38/54 (70.4)	16/54 (29.6)	1.42 (0.76–2.65)	0.28	1.41 (0.75–2.65)	0.29
Age						
18–23	134/214 (62.6)	80/214 (37.4)	1		1	
24–28	118/166 (71.1)	48/166 (28.9)	0.68 (0.44–1.05)	0.08	0.67 (0.42–1.10)	0.10
29–37	151/201 (75.1)	50/201 (24.9)	<b>0.55 (0.36–0.87)</b>	<b>&lt;0.01</b>	0.63 (0.38–1.04)	0.07
38 and above	146/198 (73.7)	52/198 (26.3)	<b>0.60 (0.39–0.91)</b>	<b>0.02</b>	0.92 (0.52–1.65)	0.80
Children						
0	357/536 (66.4)	179/536 (33.4)	1		1	
1–2	153/198 (77.3)	45/198 (22.7)	<b>0.59 (0.40–0.86)</b>	<b>&lt;0.01</b>	0.68 (0.42–1.10)	0.12
3 and more	39/45 (86.7)	6/45 (13.3)	<b>0.31 (0.13–0.74)</b>	<b>&lt;0.01</b>	<b>0.23 (0.08–0.63)</b>	<b>0.01</b>
Ethnic group						
Mestizo	314/447 (70.2)	133/447 (29.8)	1		1	
Afro-descendant	54/90 (60.0)	36/90 (40.0)	1.57 (0.98–2.51)	0.06	<b>1.78 (1.07–2.94)</b>	0.02
White	140/182 (76.9)	42/182 (23.1)	0.71 (0.47–1.06)	0.09	0.72 (0.47–1.10)	0.14
Asian	6/11 (54.6)	5/11 (45.4)	1.97 (0.59–6.56)	0.27	2.25 (0.64–7.90)	0.21
Indigenous	35/49 (71.4)	14/49 (28.6)	0.94 (0.49–1.81)	0.86	0.65 (0.29–1.23)	0.30
Household monthly income since COVID-19 started						
US\$0–US\$499	128/198 (64.6)	70/198 (35.3)	1		1	
US\$500–US\$999	98/138 (71.0)	40/138 (29.0)	0.75 (0.47–1.19)	0.22	0.77 (0.46–1.30)	0.33
US\$1000–US\$2000	124/186 (66.7)	62/186 (33.3)	0.91 (0.60–1.39)	0.68	1.01 (0.62–1.65)	0.96
US\$2001–US\$5000	138/181 (76.2)	43/181 (23.8)	<b>0.57 (0.36–0.89)</b>	<b>0.01</b>	0.76 (0.44–1.29)	0.30
US\$5001 and higher	56/69 (81.2)	13/69 (18.8)	<b>0.42 (0.22–0.83)</b>	<b>0.01</b>	0.58 (0.27–1.23)	0.15
Personal loss of income						
Yes	91/148 (61.5)	57/148 (38.5)	1		1	
No change in work	390/537 (72.6)	147/537 (27.4)	<b>0.60 (0.41–0.88)</b>	<b>&lt;0.01</b>	0.73 (0.47–1.15)	0.18
No income pre-COVID-19	67/92 (72.8)	25/92 (27.2)	0.59 (0.34–1.05)	0.07	0.61 (0.32–1.15)	0.13
Alcohol use in the last week						
Decreased	204/342 (59.6)	138/342 (40.4)	1		1	
The same	243/302 (80.5)	59/302 (19.5)	<b>0.36 (0.25–0.51)</b>	<b>&lt;0.01</b>	<b>0.38 (0.26–0.55)</b>	<b>&lt;0.01</b>
Increased	100/131 (76.3)	31/131 (23.7)	<b>0.46 (0.29–0.72)</b>	<b>&lt;0.01</b>	<b>0.53 (0.32–0.85)</b>	<b>0.01</b>
<b>(B) Sexual behaviours: individual and with casual partners</b>						
Sexual orientation						
Heterosexual	425/578 (73.5)	153/578 (26.5)	1		1	
Bisexual	38/60 (63.3)	22/60 (36.7)	1.61 (0.92–2.80)	0.09	1.37 (0.69–1.87)	0.41
Lesbian, gay	46/81 (56.8)	35/81 (43.2)	<b>2.11 (1.31–3.40)</b>	<b>&lt;0.01</b>	1.58 (0.86–2.91)	0.14
Asexual, pansexual, queer, questioning, another gender	33/51 (64.7)	18/51 (35.3)	1.51 (0.83–2.77)	0.18	0.93 (0.40–2.17)	0.87
Sexual satisfaction						
Decreased	291/363 (80.2)	72/363 (19.8)	1		1	
The same	139/204 (68.1)	65/204 (31.9)	<b>1.89 (1.28–2.80)</b>	<b>&lt;0.01</b>	1.50 (0.91–2.47)	0.10
Increased	110/201 (54.7)	91/201 (45.3)	<b>3.34 (2.29–4.88)</b>	<b>&lt;0.01</b>	<b>2.99 (1.85–4.84)</b>	<b>&lt;0.01</b>
Masturbated						
Decreased	86/171 (50.3)	85/171 (49.7)	1		1	
The same	330/386 (85.5)	56/386 (14.5)	<b>0.17 (0.11–0.26)</b>	<b>&lt;0.01</b>	<b>0.34 (0.20–0.58)</b>	<b>&lt;0.01</b>
Increased	130/216 (60.2)	86/216 (39.8)	<b>0.67 (0.45–1.00)</b>	<b>0.05</b>	0.77 (0.41–1.44)	0.17
Virtual sex use‡						
Decreased	12/90 (13.3)	78/90 (86.7)	32.2 (16.8–61.6)		<b>16.53 (7.74–35.27)</b>	
The same	446/536 (83.2)	90/536 (16.8)	1		1	
Increased	91/148 (61.5)	57/148 (38.5)	<b>3.10 (2.08–4.64)</b>		<b>1.78 (1.10–2.88)</b>	
Pornography use						
Decreased	51/136 (37.5)	85/136 (62.5)	1		1	

Continued

Table 3 Continued

	Casual sex stayed the same*	Casual sex decreased	OR	P value	Adjusted OR†	P value
The same	396/469 (84.4)	74/469 (15.6)	<b>0.11 (0.07–0.17)</b>	<0.01	<b>0.06 (0.03–0.13)</b>	<b>0.01</b>
Increased	100/170 (58.8)	70/170 (41.2)	<b>0.42 (0.26–0.67)</b>	<b>0.01</b>	0.52 (0.24–1.12)	0.10
(C) Long-term partner relationship and sexual behaviours						
Long-term partner cohabitation						
No, they lived someplace else	200/289 (69.2)	89/289 (30.8)	1		1	
Yes, the whole time	199/231 (86.1)	32/231 (13.9)	<b>0.36 (0.23–0.57)</b>	<0.01	0.61 (0.33–1.11)	0.11
Formal relationship tensions						
Part of the time	25/30 (83.3)	5/30 (16.7)	0.45 (0.17–1.21)	0.11	0.84 (0.29–2.46)	0.75
Less tensions	119/146 (81.5)	27/146 (18.5)	1			
Tensions about the same	126/146 (86.3)	20/146 (13.7)	0.70 (0.37–1.31)	0.27		
More tensions	115/144 (79.9)	29/144 (20.1)	1.11 (0.62–1.99)	0.72		
Formal partner emotional support						
Decreased	48/65 (73.8)	17/65 (26.2)	1			
The same	180/214 (84.1)	34/214 (15.9)	0.53 (0.27–1.03)	0.06		
Increased	133/160 (83.1)	27/160 (16.9)	0.57 (0.29–1.14)	0.11		
Formal partner hugging, kissing, cuddling						
Decreased	160/209 (76.6)	49/209 (23.4)	1		1	
The same	128/143 (89.5)	15/143 (10.5)	<b>0.38 (0.21–0.71)</b>	<0.01	0.62 (0.27–1.42)	0.26
Increased	81/100 (81.0)	19/100 (19.0)	0.77 (0.42–1.39)	0.38	1.32 (0.55–3.17)	0.54
Had sex with a long-term partner						
Decreased	180/233 (77.2)	53/233 (22.8)	1		1	
The same	142 (87.7)	20/162 (12.3)	<b>0.48 (0.27–0.84)</b>	0.02	0.70 (0.33–1.46)	0.34
Increased	47/57 (82.5)	10/57 (17.5)	0.72 (0.35–1.53)	0.40	0.81 (0.29–2.22)	0.68

Values in bold are significant at  $p < 0.05$ .

\*Reports of increased casual sex not included ( $n=21$ ).

†Adjusted for sex and area of residence (rural vs urban).

‡Virtual sex is a composite variable of cybersex use and/or sexting use.

COVID-19 measures. Before COVID-19 measures, cybersex use in Sweden (32%) was found to be slightly higher than what was found in Panama.<sup>16</sup> Some researchers and media outlets hypothesised that virtual sex might increase during COVID-19 due to fewer inperson sexual encounters. However, the first analyses from North America did not demonstrate this.<sup>8,9</sup> Interestingly, we found that participants who reported to have either increased or decreased virtual sex use were more likely to report a decrease in casual sex, compared with those who did not change their virtual sex use. Our findings indicate that virtual sex use in Panama may serve both as a substitute and a preamble to inperson sex. A pre-COVID-19 meta-analysis found positive correlations between sexting, number of sex partners and condomless sex.<sup>17</sup> As virtual sex practices emerge as normalised, sex-positive tools of sexual behaviour in Panama, privacy and potential extortion warnings should be addressed within the applications themselves. Additionally, community-wide campaigns could educate on privacy laws and recommend use of encrypted applications.<sup>18</sup>

The HIV epidemic is concentrated among specific populations, particularly MSM and transwomen; STI prevalence is high among adolescents and unregistered female sex workers.<sup>4–6, 19</sup> Regular testing of HIV/STI in these populations is considered to aid in controlling transmission. Interruption of HIV/STI services may lead to decreased diagnoses and treatment, thereby increasing continued transmission and increase in sequelae. During COVID-19 measures in Panama, access to key services was interrupted, with over 50% of those needing HIV/STI testing not getting it. This is supported by an overall decrease

of 71% of new HIV diagnoses reported by the Panama government during that period.<sup>20</sup> An Australian study also found a substantial decrease in HIV tests during 2020.<sup>21</sup> HIV testing services elsewhere, including Latin America, have been significantly interrupted during the pandemic.<sup>22–25</sup> Respondents also reported disrupted access to STI and HIV prevention (condoms) and HIV care commodities. Such difficulties in accessing HIV/STI testing and care in Panama during the COVID-19 measures may have been related to limited transportation, testing facility closures or the *covidisation* of health services. Panama does not have policies supporting HIV self-testing and STI sample self-collection, as can be found elsewhere globally. Therefore, our findings suggest the need for patient self-testing approaches<sup>26, 27</sup> that would help maintain continuity of services during national medical crises.

Our study has several limitations. First, online questionnaires are likely to suffer selection bias as they are only able to include participants who have seen the announcement and are both motivated and able to use online tools. However, given the health emergency context, there was no feasible way to organise a population-representative survey. Additionally, there are no guidelines for online surveys in the EQUATOR (Enhancing the QUALity and Transparency Of Health Research) network.<sup>28</sup> However our study used best practices for the conduct of online research during COVID-19 as outlined in a publication authored by some of our coauthors.<sup>29</sup> These recommendations include using an online panel for the study design, implementing the survey with partner organisations, designing the survey for the

end-user experience and having a prespecified analysis plan.<sup>29</sup> We found that our sample had a similar structure to the 2020 census data in terms of ethnicity, urban/rural residence and province of residence (online supplemental table 1), except that our sample had more female participants compared with the census data. This finding is common in sexual and reproductive health surveys.<sup>30</sup> Third, casual sexual encounters may be under-reported as over half of our participants were in long-term partnerships; additionally, memory bias may have enhanced or impaired recall of behaviours from before and during COVID-19 measures. Fourth, comparisons between sexual orientation and gender groups should be interpreted with caution given the relatively smaller sample of non-cisgender respondents. Fifth, this paper focused on casual sexual encounters and sexual behaviours in general. Other related sexual health topics including intimate partner violence, access to reproductive health services and mental health will be reported elsewhere. Sixth, this is a single behavioural cross-sectional study and the capacity for collecting biological samples was limited during this time; therefore, there should be caution when making any causal inferences from the data. Lastly, this analysis is unable to correlate behaviour with biological outcomes and therefore we do not know the impact of behavioural changes on rates of HIV or STI.

Our study has implications for STI and HIV research and policy. Our data suggest the need and usefulness of more rigorous behavioural research during national medical crises that have the capacity to disturb normal services. While we were able to recruit a convenience sample during the pandemic, national panels or other methods can be used to obtain less biased observations.<sup>29</sup> These data will be important as lockdown conditions are relaxed and reinforced. From a policy perspective, our data underline the importance of maintaining the continuity of HIV/STI testing and care services even during emergency responses.

## CONCLUSIONS

Our findings add to the sexual behaviour literature in Panama during COVID-19. We found a decrease in sexual activity among some individuals for casual encounters, paralleled with a rise in the use of virtual sex. STI and HIV prevention and care services were significantly disrupted during COVID-19 measures, suggesting the need for decentralised services.

### Author affiliations

<sup>1</sup>Faculty of Infectious and Tropical Diseases, Clinical Research Department, London School of Hygiene and Tropical Medicine, London, UK

<sup>2</sup>Genómica y Proteómica, Instituto Conmemorativo Gorgas de Estudios de la Salud, Panama, Panama

<sup>3</sup>School of Health and Human Sciences, University of North Carolina at Greensboro, Greensboro, North Carolina, USA

<sup>4</sup>Department of Public Health and Primary Care, Universiteit Gent, Gent, Belgium

<sup>5</sup>Faculty of Infectious and Tropical Diseases, Clinical Research Department, London School of Hygiene and Tropical Medicine Faculty of Infectious and Tropical Diseases, London, UK

<sup>6</sup>Facultad de Medicina, Universidad de Panama, Panama, Panama

<sup>7</sup>Faculty of Medicine and Health, Universiteit Gent, Gent, Belgium

**Handling editor** Nicola Low

**Twitter** Amanda Gabster @agabster and Jennifer Katz @KatzJennifer

**Acknowledgements** We are thankful to all the participants of this study and to all who shared the study links on social media. JMP is a distinguished member of the National Research System that is supported by the National Secretariat of Science, Technology and Innovation. This study was conducted under the umbrella of the I-SHARE study (International Sexual Health and REproductive Health), which examines the impact of the COVID-19 crisis on sexual and reproductive health in diverse low-income, middle-income and high-income countries. The full list of consortium members and their roles can be found at <https://ishare.web.unc.edu>.

**Contributors** AG, JTE, KM, CPE, MM, JK, GCT, MdA, AM and JDT contributed to conception of the international and national versions of the I-SHARE project and survey instrument. Data collection was performed by AG, JK, GCT, MdA, AM and JMP. Data curation and analysis were performed by AG, JTE, JDT and PM. AG drafted the manuscript. All authors contributed to critical revisions and final approval. AG is responsible for the overall content as a guarantor.

**Funding** The authors have not declared a specific grant for this research from any funding agency in the public, commercial or not-for-profit sectors.

**Competing interests** None declared.

**Patient consent for publication** Not required.

**Ethics approval** Ethical approval was obtained from the Comité Nacional de Bioética de Panama (EC-CNBI-2020-06-73), Ghent University (BC-07988) and the University of North Carolina at Chapel Hill for secondary data analysis.

**Provenance and peer review** Not commissioned; externally peer reviewed.

**Data availability statement** Data are available upon reasonable request to the corresponding author.

This article is made freely available for use in accordance with BMJ's website terms and conditions for the duration of the covid-19 pandemic or until otherwise determined by BMJ. You may use, download and print the article for any lawful, non-commercial purpose (including text and data mining) provided that all copyright notices and trade marks are retained.

### ORCID iDs

Amanda Gabster <http://orcid.org/0000-0002-7712-0444>  
 Jennifer Toller Erasquin <http://orcid.org/0000-0003-4271-6077>  
 Kristien Michielsen <http://orcid.org/0000-0002-4119-6770>  
 Philippe Mayaud <http://orcid.org/0000-0001-5730-947X>  
 Juan Miguel Pascale <http://orcid.org/0000-0003-3258-1359>  
 Carles Pericas <http://orcid.org/0000-0001-6481-452X>  
 Michael Marks <http://orcid.org/0000-0002-7585-4743>  
 Joseph D Tucker <http://orcid.org/0000-0003-2804-1181>

## REFERENCES

- 1 Joint United Nations Programme on HIV/AIDS. Country factsheets Panama 2018 online, 2018. Available: <https://www.unaids.org/en/regionscountries/countries/panama>
- 2 Gabster A, Mohammed DY, Arteaga GB, *et al*. Correlates of sexually transmitted infections among adolescents attending public high schools, Panama, 2015. *PLoS One* 2016;11:e0163391.
- 3 Gabster A, Pascale JM, Cislighi B, *et al*. High prevalence of sexually transmitted infections, and high-risk sexual behaviors among Indigenous adolescents of the Comarca Ngäbe-Buglé, Panama. *Sex Transm Dis* 2019;46:780–7.
- 4 Gabster A, Mayaud P, Ortiz A, *et al*. Prevalence and risk factors of genital *Chlamydia trachomatis* among school-going adolescents in urban and Indigenous-rural regions of Panama. *Sex Transm Infect* 2020.
- 5 Hakre S, Arteaga G, Núñez AE, *et al*. Prevalence of HIV and other sexually transmitted infections and factors associated with syphilis among female sex workers in Panama. *Sex Transm Infect* 2013;89:156–64.
- 6 Hakre S, Arteaga GB, Núñez AE, *et al*. Prevalence of HIV, syphilis, and other sexually transmitted infections among MSM from three cities in Panama. *J Urban Health* 2014;91:793–808.
- 7 Wilson B. *Sexuality and COVID-19*. Rethinking everything, 2020.
- 8 The Economist. pornography is booming during the COVID-19 lockdowns. *The Economist* 2020.
- 9 Lehmler JJ, Garcia JR, Gesselman AN, *et al*. Less sex, but more sexual diversity: changes in sexual behavior during the COVID-19 coronavirus pandemic. *Leisure Sciences* 2021;43:295–304.
- 10 Michielsen K, Larrson EC, Kågesten A, *et al*. International sexual health and reproductive health (I-SHARE) survey during COVID-19: study protocol for online national surveys and global comparative analyses. *Sex Transm Infect* 2021;97:88–92.
- 11 Kpokiri EE, Wu D, Srinivas ML. Using a crowdsourcing open call, hackathon and a modified Delphi method to develop a consensus statement and sexual health survey instrument. *medRxiv* 2020.
- 12 Instituto Nacional de Estadística y Censo. Boleín 15. Estimaciones Y proyecciones de la población en La república, provincia, comarca indígena POR distrito, según sexo Y edad; 2010-2020, 2019. Available: [https://www.inec.gov.pa/publicaciones/Default3.aspx?ID\\_PUBLICACION=499&ID\\_CATEGORIA=3&ID\\_SUBCATEGORIA=10](https://www.inec.gov.pa/publicaciones/Default3.aspx?ID_PUBLICACION=499&ID_CATEGORIA=3&ID_SUBCATEGORIA=10) [Accessed cited 2020 August].
- 13 Briedite I, Kivite-Urtane A, Lazdane G, *et al*. *Women's sexual health in times of COVID-19*. The 8th International multidisciplinary research conference. Riga Stradins University, 2021.
- 14 Dewitte M, Otten C, Walker L. Making love in the time of corona - considering relationships in lockdown. *Nat Rev Urol* 2020;17:547–53.



- 15 Coombe J, Kong FYS, Bittleston H, *et al.* Love during lockdown: findings from an online survey examining the impact of COVID-19 on the sexual health of people living in Australia. *Sex Transm Infect* 2021;97:357–62.
- 16 Daneback K, Cooper A, Månsson S-A. An Internet study of cybersex participants. *Arch Sex Behav* 2005;34:321–8.
- 17 Kosenko K, Luurs G, Binder AR. Sexting and sexual behavior, 2011–2015: a critical review and meta-analysis of a growing literature. *Journal of Computer-Mediated Communication* 2017;22:141–60.
- 18 Mori C, Cooke JE, Temple JR, *et al.* The prevalence of Sexting behaviors among emerging adults: a meta-analysis. *Arch Sex Behav* 2020;49:1103–19.
- 19 Gabster A, Pascale JM, Cislaghi B, *et al.* High prevalence of sexually transmitted infections, and high-risk sexual behaviors among Indigenous adolescents of the Comarca Ngäbe-Buglé, Panama. *Sex Transm Dis* 2019;46:780–7.
- 20 Mills E, Singh S, Wilson K, *et al.* The challenges of involving traditional healers in HIV/AIDS care. *Int J STD AIDS* 2006;17:360–3.
- 21 Chow EPF, Ong JJ, Denham I, *et al.* HIV testing and diagnoses during the COVID-19 pandemic in Melbourne, Australia. *J Acquir Immune Defic Syndr* 2021;86:e114–5.
- 22 Jiang H, Zhou Y, Tang W. Maintaining HIV care during the COVID-19 pandemic. *Lancet HIV* 2020;7:e308–9.
- 23 Ponticello M, Mwanga-Amumpaire J, Tushemereirwe P, *et al.* "Everything is a Mess": How COVID-19 is Impacting Engagement with HIV Testing Services in Rural Southwestern Uganda. *AIDS Behav* 2020;24:3006–9.
- 24 Sanchez TH, Zlotorzynska M, Rai M, *et al.* Characterizing the impact of COVID-19 on men who have sex with men across the United States in April, 2020. *AIDS Behav* 2020;24:2024–32.
- 25 United Nations Joint Programme on HIV/AIDS. Ii survey on the impact of COVID-19 among PLHIV regional results analysis, 2020. Available: <http://onusidalac.org/1/images/infographic2-survey-ENG.pdf> [Accessed cited 2020 December].
- 26 Greenhalgh F, Von Lingen A, Cigan B. Understanding how HIV testing has been affected by the COVID-19 response. In: *Journal of the International AIDS Society*. Southern Gate, Chichester PO19 8SQ, W: John Wiley & Sons Ltd The Atrium, 2020.
- 27 Ortblad KF, Stekler JD. Hiv self-testing: finding its way in the prevention tool box. *BMC Med* 2020;18:373.
- 28 UK EQUATOR Centre. Enhancing the quality and transparency of health research, 2021. Available: <https://www.equator-network.org> [Accessed cited 2021 july].
- 29 Hlatshwako TK, Shah SJ, Kosana P, *et al.* Online health survey research during COVID-19. *The Lancet Digital Health* 2020.
- 30 Slauson-Blevins K, Johnson KM, Gender D. Doing Gender, Doing Surveys? Women's Gatekeeping and Men's Non-Participation in Multi-Actor Reproductive Surveys. *Sociol Inq* 2016;86:427–49.

**Supplementary Table 1:** Comparison of ISHARE-Panama sample to Census projected 2020 population 18 years and older

<i>Province/ Indigenous Comarca</i>	Census projected population per province or Comarca [1]		ISHARE-Panama Sample	
	<b>Raw population 18 years and older</b>	<b>% of the population</b>	<b>Total number recruited</b>	<b>% of the total sample</b>
<i>Total population</i>	2937150		960	
<i>Bocas</i>	102885	3.5%	15	1.6%
<i>Chiriquí</i>	311118	10.6%	82	8.5%
<i>Coclé</i>	183592	6.2%	46	4.8%
<i>Colón</i>	191773	6.5%	52	5.4%
<i>Comarca Ngäbe-Buglé</i>	144423	4.9%	58	6.0%
<i>Herrera</i>	85178	2.9%	19	2.0%
<i>Los Santos</i>	70372	2.4%	14	1.5%
<i>Panama and Panama Oeste</i>	1611313	54.9%	643	67.0%
<i>Veraguas</i>	166561	5.7%	26	2.7%
<i>Comarca Guna</i>	26286	0.9%	0	0.0%
<i>Darien</i>	36279	1.2%	2	0.2%
<i>Comarca Embera-Wounaan</i>	7370	0.2%	1	0.1%

Reference to Supplementary table 1:

1. Instituto Nacional de Estadística y Censo. Boletín 15. Estimaciones y proyecciones de la población en la república, provincia, comarca indígena por distrito según sexo y edad 2010-2020. 2010.

**Supplementary Table 2. Sexual behaviours three months before COVID-19 social distancing measures in Panama, Panama, 2020.**

		All participants		Cis-women		Cis-men		Non-binary/another gender	
		N	%	N	%	N	%	N	%
<b>Panel A: Individual and casual partner behaviours</b>									
<b>Sexual satisfaction</b>		N=		N=463		N=315		N=59	
	Satisfied or somewhat	394	47.1	228	49.2	138	43.8	28	47.5
	Not very satisfied or not satisfied at all	443	52.9	235	50.8	177	56.2	31	52.5
<b>Sexual problems*</b>		N=594		N=355		N=195		N=44	
	Never	309	52.0	171	48.2	109	55.9	29	65.9
	1 or more times/month	285	48.0	184	51.8	86	44.1	15	34.1
<b>Masturbated</b>		N=838		N=467		N=313		N=58	
	Never	186	22.2	131	28.0	36	11.5	19	32.8
	1 or more times/month	652	77.8	336	72.0	277	88.5	39	67.2
<b>Pornography use</b>		N=839		N=466		N=313		N=60	
	Never	245	29.2	190	40.8	33	10.5	22	36.7
	1 or more times/month	594	70.8	276	59.2	280	89.5	38	63.3
<b>Virtual sex **</b>		N=845		N=470		N=315		N=60	
	Never	453	53.6	289	61.5	131	41.6	33	55.0
	1 or more times/month	392	46.4	181	38.5	184	58.4	27	45.0
<b>Had a casual sex encounter</b>		N=837		N=466		N=312		N=59	
	Never	637	76.1	381	81.8	211	67.6	45	76.3
	1 or more times/month	200	23.9	85	18.2	101	32.4	14	23.7
<b>Condom use with a casual partner</b>		N=201		N=85		N=103		N=13	
	Inconsistently or never	88	43.8	42	49.4	40	38.8	6	46.1
	Always	113	56.2	43	50.6	63	61.2	7	53.9
<b>PANEL B: Long-term relationship</b>									
<b>Relationship tensions ***</b>		N=503		N=311		N=162		N=30	
	Never	146	29.0	89	28.6	46	28.4	11	36.7
	1 or more times/month	357	71.0	222	71.4	116	71.6	19	63.3
<b>Sex with a long-term partner</b>		N=596		N=358		N=194		N=44	
	Never	64	10.7	26	7.3	34	17.5	4	9.1
	1 or more times/month	532	89.3	332	92.7	160	82.5	40	90.9
<b>Condom use with long-term partner</b>		N=595		N=357		N=194		N=44	
	Inconsistently or never	489	82.2	300	84.0	151	77.8	38	86.4
	Always	106	17.8	57	16.0	43	22.2	6	13.6

\*\*Sexual problems are individual or partners issues including erectile dysfunction or inhibited desire, orgasm

\*\*virtual-sex is a composite variable of cybersex use and/or sexting use;

\*\*\*Long-term partner relationship tensions **Fight with long-term partner**

## Resumen

**Objetivo:** Describir los cambios reportados de comportamientos sexuales, incluido el sexo virtual (sexting y cibersexo) en pruebas y la atención de VIH/ITS durante las medidas de COVID-19 en Panamá.

**Métodos:** Realizamos una encuesta de corte-transversal, en línea, desde el 8 de agosto hasta el 12 de septiembre de 2020, entre adultos ( $\geq 18$  años) que residen en Panamá. Los participantes fueron reclutados a través de las redes sociales. Las preguntas incluyeron datos demográficos, pruebas de ITS&VIH, atención clínica, citas del VIH, comportamientos sexuales tres meses antes de las medidas de contención de COVID-19 y durante las medidas de contención del COVID-19 (contención de COVID-19). Se utilizó regresión logística para identificar asociaciones entre variables y cambios de comportamiento.

**Resultados:** Reclutamos a 960 participantes; 526 (54,8%) identificados como mujeres cis, 366 (38,1%) hombres cis y 68 (7,1%) personas de género no binario o de otro género; la mediana de edad fue de 28 años (IQR: 23-37 años), 531/957 (55,5%) eran de etnia mestiza (ascendencia mixta Indígena/ europea/Afrodescendiente). Antes de las medidas de COVID-19, el sexo virtual fue reportado por 38,5% (181/470) de mujeres cis, 58,4% (184/315) hombres cis y 45,0% (27/60) participantes no binarios; durante la contención del COVID-19, el sexo virtual aumentó entre el 17,2% de mujeres cis, el 24,7% de los hombres cis y el 8,9% de los participantes no binarios. Durante la contención de COVID-19, 28,8% (230/800) de los participantes reportaron una disminución de los encuentros sexuales casuales en comparación con las medidas anteriores a COVID-19. En comparación con las medidas anteriores a COVID-19, se informó una disminución de los encuentros sexuales casuales entre el 39,2% de los hombres cis en comparación con el 22,9% de las mujeres cis, razón de probabilidades ajustada urbana/rural (AOR)= 2,17, intervalo de confianza (IC) del 95% : 1,57-3,01); por participantes Afrodescendientes (40,0%) durante la contención de COVID-19 en comparación con la etnia mestiza (29,8%), AOR = 1,78, IC del 95%: 1,07-2,94). El aumento en el uso del sexo virtual se asoció con una disminución en los encuentros sexuales casuales (38,5%), en comparación con ningún cambio (16,8%), AOR = 1,78, IC del 95%: 1,10-2,88); y con una disminución del uso del sexo virtual (86,7%), en comparación con ningún cambio en sexo virtual, AOR = 16,53, IC del

95%: 7,74-35,27. Finalmente, durante la contención de COVID-19, 58,0% (58/100) participantes que necesitaban una prueba no pudieron obtener la prueba del VIH/ITS, y 53,3% (8/15) participantes informaron que las medidas de contención interrumpieron la atención clínica del VIH.

**Conclusiones:** Las medidas de COVID-19 en Panamá se asociaron con una disminución en los encuentros sexuales casuales para hombres cis y participantes Afrodescendientes. Las medidas de COVID-19 interrumpieron las pruebas y la atención de VIH/ITS.